

2026 Academic Year

Tokyo University of the Arts

Graduate School of Fine Arts

(MFA Course)

Guidance for Prospective Students

* See the separate Guidance for Prospective Students for the department of Global Art Practice.

July 2025

Tokyo University of the Arts

12-8 Ueno Koen, Taito-ku, Tokyo 110-8714

2026

Notes on taking the examinations

1. Examination information beyond that provided in this Guidance will be announced via campus bulletin boards, the University website, and other media on the day of the examinations. Be sure to check for such information before coming to the campus.
2. Viewing the examination location before the examinations, photographing the examination location, and other such actions are prohibited.
3. Use of mobile phones and electronic devices with photographic or communication functions on campus is prohibited. Note that such devices may be removed and retained by the University during the examinations.
4. Examinees who engage in inappropriate action (including prohibited acts) will receive failing scores on the relevant examinations and will be barred from sitting for subsequent examinations. Their examination results may also be invalidated, even after admission.
5. Examinees should arrive for the examinations at the meeting times and locations indicated in this Guidance.
6. Examination times will not be extended for examinees who arrive late. If you anticipate delays or disruption of public transportation due to snowfall or other reasons, take precautionary measures, for example, arriving the night before at lodgings near the examination location.
7. Be sure to bring your admission ticket. Contact the Educational Affairs Section of the Faculty of Fine Arts if you forget or lose this ticket.
8. Do not take forms or other materials distributed by the University with you unless instructed to do so by the proctor.
9. Examinees are not permitted to enter buildings, classrooms, or other facilities other than the locations specified for the examinations.
10. Follow all of the proctor's instructions during the examinations.
11. Bring a lunch and beverage if the examination spans both morning and afternoon hours.
(Examinees are not permitted to leave the campus during breaks.)
12. The entire University campus is non-smoking, even during lunch break.
13. Contact the Educational Affairs Section of the Faculty of Fine Arts immediately in the event of any change in the information provided on the application form. Note that you will not be permitted to change your desired department or chosen subjects.
14. If you leave anything behind at the examination location, contact the Educational Affairs Section of the Faculty of Fine Arts within one week after the examinations.

Measures for those with influenza or other infectious diseases

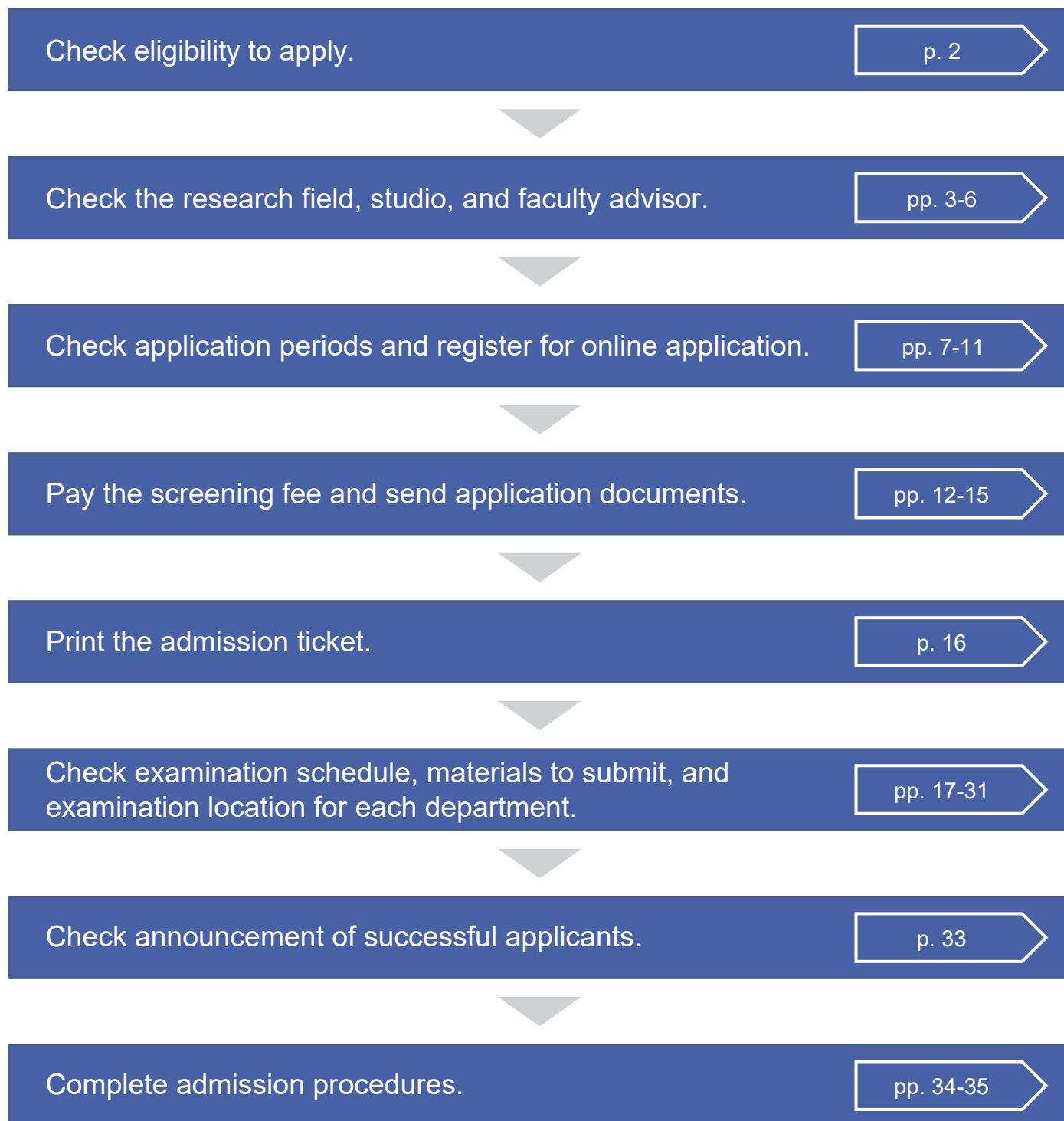
★ Precautions regarding infectious diseases subject to suspension of attendance under the School Health and Safety Act:

In principle, to avoid the risk of infecting other examinees and proctors, examinees who have contracted infectious diseases subject to suspension of attendance under the School Health and Safety Act (e.g., influenza, measles, chicken pox, COVID-19) and have not yet recovered as of the date of the entrance examinations may not undergo the examinations.

However, this does not apply to those whom a physician has determined to pose little risk of infecting others.

Please note that no special measures such as makeup examinations or refunds of screening fees are available for examinees who have refrained from taking their examinations for these reasons. We encourage examinees to do everything in their power to maintain their health leading up to the examination date.

Flow from application to admission



* Be sure to check the details on each page noted above.

Master's Course Period I screening schedule

Be sure to refer to pages beginning on p. 18 for details of each examination, submission method, etc.

Announcement of successful applicants: Announcement of final successful applicants at 10:00

Department			Architecture	Conservation		
Research field			Architectural Design Environmental Design Structural Design Architectural Theory	Conservation (Buildings and Districts)	Conservation Science	Preventive Conservation
Jul.	25	F	Internet application registration and screening fee payment period (from 10:00)			
Aug.	1	F	Internet application registration and screening fee payment period (until 23:59)			
	5	Tu	Deadline for submitting documents required for application (Send by simple registered express mail, postmarked by August 5.)			
	29	F	Admission ticket printing period (from 16:00)			
Sep.	1	M			Exam (submission)	
	2	Tu			Exam (submission)	
	3	W			Exam (submission)	
	4	Th			Exam (submission)	
	5	F	Exam (submission)		Exam (submission)	Exam (submission)
	6	Sa	Exam (submission)			Exam (submission)
	7	Su				Exam (submission)
	8	M				Exam (submission)
	9	Tu				Exam (submission)
	10	W				Exam (submission)
	11	Th				Exam (submission)
	12	F				
	13	Sa				
	14	Su				
	15	M				
	16	Tu				
	17	W				
	18	Th				
	19	F		Exam (submission)		
	20	Sa	Exam (written, interview)	Exam (practical, written)	Exam (written)	Exam (written)
	21	Su	Exam (practical)	Exam (interview)	Exam (written etc., interview, oral)	Exam (written etc., interview, oral)
	22	M	Exam (work presentation, Q&A)		Exam (interview, oral)	Exam (interview, oral)
	23	Tu				
	24	W				
	25	Th				
	26	F				
	27	Sa				
	28	Su				
	29	M	Announcement of final successful applicants			
	30	Tu				
Feb.	21	Sa	Admission procedures documents sent (planned)			
Mar.	6	F	Admission procedures deadline (Must arrive by this date.)			

Master's Course Period II screening schedule

Be sure to refer to pages beginning on p. 18 for details of each examination, submission method, etc.

Announcement of successful applicants: Announcement of first- and second-stage successful applicants at 13:00,
announcement of final successful applicants at 10:00

Department			Painting		Sculpture	Crafts				Design	Inter Media Art	Aesthetics and Art History			Conservation
Research field			Japanese Painting	Oil Painting Printmaking Mural Painting Oil Painting Technique and Material	Sculpture	Metal Carving Metal Casting	Urushi-Art Ceramics Material Art (Woodworking, Glass)	Metal Hammering	Textile Arts	Design	Inter Media Art	Aesthetics Japanese and Asian Art History Western Art History History of Crafts	Art Education	Art Anatomy	Conservation (Japanese Painting) (Oil Painting) (Sculpture) (Crafts)
Nov.	14	F	Internet application registration and screening fee payment period (from 10:00)												
	21	F	Internet application registration and screening fee payment period (until 23:59)												
	25	Tu	Deadline for submitting documents required for application (Send by simple registered express mail, postmarked by November 25.)												
Dec.	25	Th	Admission ticket printing period (from 16:00)												
Jan.	4	Su										Exam (submission)			
	5	M										Exam (submission)			
	6	Tu										Exam (submission)			
	7	W										Exam (submission)			
	8	Th	1st exam (submission)									Exam (submission)			
	9	F	1st exam (submission)												
	10	Sa	1st exam (submission)												
	11	Su	1st exam (submission)												
	12	M	1st exam (submission)									1st exam (submission)			
	13	Tu	1st exam (submission)									1st exam (submission)			
Feb.	3	Tu								1st exam (submission)					
	4	W								1st exam (submission)					
	5	Th	1st announcement								1st announcement				
	6	F		Exam (submission)											
	7	Sa													
	8	Su													
	9	M		Exam (practical)											
	10	Tu		Exam (interview)						1st announcement	2nd exam (short essay)			Exam (written)	Exam (submission)
	11	W	2nd exam (practical)											Exam (interview etc.)	Exam (practical)
	12	Th	2nd exam (submission, interview)		Exam (submission)	Exam (practical)	Exam (practical)	Exam (practical)	Exam (practical)		2nd announcement		Exam (written)		Exam (written)
Mar.	13	F				Exam (submission, practical)	Exam (submission, written, practical)	Exam (submission, written, practical, interview)	Exam (submission, written, practical)				Exam (practical)		Exam (interview)
	14	Sa			Exam (interview)	Exam (written, submission, interview)	Exam (interview)		Exam (interview, submission)		3rd exam (interview)	Exam (written)	Exam (submission)		
	15	Su									3rd exam (interview)		Exam (interview)		
	16	M								2nd exam (submission, interview etc.)		Exam (oral)			
	17	Tu													
	18	W													
	19	Th													
	20	F	Announcement of final successful applicants												
	21	Sa	Admission procedures documents sent (planned)												
	Mar.	6	F	Admission procedures deadline (Must arrive by this date.)											

Table of Contents

1. Graduate School of Fine Arts Admissions Policy.....	1
2. Number of Students Admitted.....	1
3. Eligibility to Apply.....	2
4. Standard Timeframe for Completing the Course	2
5. List of Research Fields and Studios (Faculty Advisors).....	3
6. Application Procedures	7
◆ Application steps/methods.....	7
◆ Application periods.....	7
◆ Notes on application	8
◆ Prior consultations for applicants with disabilities.....	8
[1] Internet application registration.....	10
[2] Paying the screening fee	12
[3] Mailing the documents required for application.....	14
[4] Printing the admission ticket	16
7. Submitting/Picking Up Works, Essays, Portfolios, etc.....	17
8. Content, Schedules, and Other Notes of Entrance Examinations	19
9. Entrance Examination Locations	31
10. Scoring and Evaluation Criteria	31
11. Pass/Fail Judgment Criteria.....	32
12. Announcement of Successful Applicants.....	33
13. Admission Procedures.....	34
14. Exemption/Deferral of Enrollment Fee/Tuition	35
15. About the Study Support Scholarship (Benefit Type).....	36
16. About the Master's Course Pre-eligibility System for Waiver of Repayment for Particularly Outstanding Performance	36
17. Disclosure of Information on Entrance Examinations	36
18. Handling of Personal Information.....	37
* University Campuses (Ueno and Toride)	38
* Submitted Work, Essay, Portfolio, etc. Form (For Attachment/Submission)	39
* Statement of Reasons for Application.....	40

1. Graduate School of Fine Arts Admissions Policy

The Graduate School of Fine Arts Master's Course seeks students who are capable of acquiring higher levels of specialized skills, creativity, and originality beyond the requirements of undergraduate study, understanding art from broad-ranging perspectives, and thriving on the international stage. Applicants are screened in a process that involves a comprehensive review of academic examinations (written, practical, oral, etc.), interviews, and submitted materials (work portfolios, essays, etc.) and utmost consideration of the unique requirements of each department/research field.

See "Desired Qualities of Admitted Students" on the Curriculum Map for descriptions of the student qualities sought by each department and research field.

* Graduate School of Fine Arts Curriculum Map

<https://www.geidai.ac.jp/wp-content/uploads/2013/07/b646fe7440db5f77925f6ff161f2b6d0.pdf>

2. Number of Students Admitted

Notes:

1. In principle, applications will be accepted for one research field each for Period 1 and Period 2 screenings.

As exceptions, applicants for the department of Architecture may apply for up to two of the four research fields within that department, while applicants for the department of Painting may apply for up to two of the four research fields of Oil Painting, Printmaking, Mural Painting, and Oil Painting Technique and Material within that department.

An applicant who has passed the Period 1 screening may not apply for Period 2 screening. (Even if an applicant who has passed Period 1 screening takes an examination for Period 2 screening, he or she will not be eligible to pass the latter examination.)

2. Entrance examinations for international students in the department of Global Art Practice will be administered in Period 1 screening. If an international applicant takes an examination in Period 2 screening, he or she will not pass the examination.

The Guidance for Prospective Students explaining entrance examination details for international students will be issued separately.

3. Application steps and methods for the department of Global Art Practice (Period 2 screening) differ from those for other departments. For more information, see the 2026 Tokyo University of the Arts Graduate School of Fine Arts (MFA Course) Guidance for Prospective Students: Global Art Practice Period 2 Screening, posted separately on the University's entrance examination information site.

Category	Department	Research field Fields marked with ◇ are optional. You may elect to apply for up to two of these fields within the same department.		Number of students admitted
Period 1 screening (administered August-September 2025)	Architecture	◇ Architectural Design ◇ Environmental Design ◇ Structural Design ◇ Architectural Theory		18
	Global Art Practice	Global Art Practice (Entrance examinations for international students)		*16
	Conservation	Conservation	Buildings and Districts	7
		Conservation Science	Analytical Science	
			Materials Science	
		Preventive Conservation	Conservation Environment	
Conservation Materials				
Period 2 screening (administered January-February 2026)	Painting	Japanese Painting		50
		◇ Oil Painting ◇ Printmaking ◇ Mural Painting ◇ Oil Painting Technique and Material		
	Sculpture	Sculpture		13
	Crafts	Metal Carving Metal Hammering Metal Casting Urushi-Art Ceramics Textile Arts Material Art		26
	Design	Design		30
	Inter Media Art	Inter Media Art		22
	Aesthetics and Art History	Aesthetics Japanese and Asian Art History Western Art History History of Crafts Art Education Art Anatomy		21
	Global Art Practice	Global Art Practice		*118
	Conservation	Conservation	Japanese Painting Oil Painting Sculpture Crafts	11
	Total			

*1 The department of Global Art Practice admits 18 students, among which six international students (screened by entrance examinations for international students) are to be included.

3. Eligibility to Apply

Applicants to the Graduate School of Fine Arts (MFA Course) must meet one of the following requirements:

1. Has graduated (or is expected to graduate by the end of March 2026) from a university in Japan, as stipulated in Article 83 of the School Education Act (Act No. 26 of 1947).
2. Possesses a bachelor's degree (or expects to obtain such a degree by the end of March 2026) as stipulated in Article 104, Paragraph 7 (National Institution for Academic Degrees and Quality Enhancement of Higher Education) of the School Education Act (Act No. 26 of 1947).
3. Has completed (or expects to complete by the end of March 2026) a 16-year program of school education in a foreign country.
4. Has completed (or expects to complete by the end of March 2026) a 16-year program of school education in Japan through a distance-learning course offered by a foreign school.
5. Has completed (or expects to complete by the end of March 2026) a foreign university program in Japan, which is specified separately by the Minister of Education, Culture, Sports, Science and Technology of Japan and offered by an educational facility operated as part of the educational system of the foreign country in question (subject to the condition that students completing such program are considered to have completed a 16-year program of school education in the foreign country in question).
6. Has completed (or expects to complete by the end of March 2026), on or after the date specified by the Minister of Education, Culture, Sports, Science and Technology of Japan, a specialized program at an advanced vocational school, which is specified separately by the Minister (subject to the condition that the program requires at least four years to complete and satisfies other criteria specified by the Minister).
7. Is deemed eligible by the Minister of Education, Culture, Sports, Science and Technology of Japan (see 1953 Notification No. 5 and 1955 Notification No. 39, Items 1 and 2 of the Ministry of Education, Science and Culture).
8. Possesses a degree equivalent to a bachelor's degree (or expects to obtain such a degree by the end of March 2026) by completing a program at a foreign school, which requires at least three years of study. The school must be properly acknowledged by a certified personnel of the government or other appropriate institutions in the foreign country, or is specified separately by the Minister of Education, Culture, Sports, Science and Technology of Japan. Students can also complete such program in Japan through a distance-learning course offered by a foreign school, or complete the program at an educational institution acknowledged in the school education system of a foreign country, if it is designated as above.
9. Those aged 22 or older who do not fulfill any of the requirements listed from 1 to 8 above but are recognized to possess academic ability at least equal to that of a college graduate through individual screening for eligibility for admission by the Graduate School

Note: Eligibility to apply will be reviewed on an individual basis for applicants who do not fulfill any of the requirements listed from 1 to 8 but wish to apply under eligibility described in 9. Obtain an application form in advance from the Educational Affairs Section, Faculty of Fine Arts and submit the required documents by registered mail as specified by the Graduate School. These documents must arrive by the stated deadline (Period 1 screening: July 23, 2025; Period 2 screening: October 10, 2025).

The application documents will be kept on hold until the end of the individual review, and the results of the review will be notified to the applicant.

If you are certified as eligible to apply, complete the application procedures by the deadline specified by the Graduate School.

4. Standard Timeframe for Completing the Course

Two years

5. List of Research Fields and Studios (Faculty Advisors)

Choose your desired studio (faculty advisor) from the list below when applying via the Internet. Information on studios and faculty advisors from among faculty members newly hired in the future (July 2025 and later) is planned to be posted to the Tokyo University of the Arts website.

Key: ○ indicates a faculty member who plans to retire at the end of March 2027 but is currently accepting student applications.

● indicates a faculty member who plans to retire at the end of March 2027 and is not accepting student applications.

(Concurrent post) indicates a faculty member concurrently serving in another studio in the Graduate School of Fine Arts.

(Dual post) indicates a researcher with the Tokyo National Research Institute for Cultural Properties who is also a faculty member at the Tokyo University of the Arts.

★ indicates a faculty member who is not accepting student applications for the 2026 academic year.

The studio information shown below is current as of October 1, 2025. A revised version will be posted to the University website (<https://admissions.geidai.ac.jp/postgraduate/fine-arts/application/>) once faculty transfers for the 2026 academic year are finalized. Before entering a desired studio in the application form, check the latest version of this list.

Department	Research field	Studio	Faculty advisor
Painting	Japanese Painting	Japanese Painting Studio 1	Kazuho Ueda, Professor
			Yo Ebi, Professor
		Japanese Painting Studio 2	Chiori Miyakita, Professor
			Tsutomu Ishihara, Associate Professor
		Japanese Painting Studio 3 (including classical studies)	Seiji Yoshimura, Professor
			Keishi Takashima, Professor
	Oil Painting	Oil Painting Studio 1	Jesse Hogan, Associate Professor
		Oil Painting Studio 2	Mami Kosemura, Associate Professor
		Oil Painting Studio 3	Yoriko Takabatake, Associate Professor
		Oil Painting Studio 4	Hiroshi Sugito, Professor
		Oil Painting Studio 5	Yusuke Nishimura, Professor
		Oil Painting Studio 6	Kaoru Usukubo, Associate Professor
		Oil Painting	★ Takenori Miyamoto, Associate Professor
	Printmaking	Printmaking Studio 1	Michael Schneider, Professor
		Printmaking Studio 2	Seiichiro Miida, Professor
	Mural Painting	Mural Painting Studio 1 (contemporary art, art projects)	Masato Nakamura, Professor
		Mural Painting Studio 2	Satoshi Iwama, Associate Professor
	Oil Painting Technique and Material	Oil Painting Technique and Material Studio 1	Meo Saito, Professor
		Oil Painting Technique and Material Studio 2	Takayuki Akimoto, Professor

Department	Research field	Studio		Faculty advisor
Sculpture	Sculpture	Sculpture Studio 1		Rieko Otake, Associate Professor
		Sculpture Studio 2		Kenta Konno, Associate Professor
		Sculpture Studio 3		Shinji Omaki, Professor
		Sculpture Studio 4		Motohiko Odani, Professor
		Sculpture Studio 5		Shinichi Hara, Professor
		Sculpture Studio 6		Yasuyuki Nishio, Professor
		Sculpture Studio 7		Junichi Mori, Professor
Crafts	Metal Carving	Studio 1		Hiroto mi Maeda, Professor
		Studio 2		Hiroki Iwata, Professor
	Metal Hammering	Studio 3		Tomomi Maruyama, Professor
		Studio 4		Kazuhiko Shimura, Professor
	Metal Casting	Studio 5		(Appointment to begin 2026)
		Studio 6		Kazumasa Saegusa, Associate Professor
	Urushi-Art (Japanese Lacquer)	Studio 7		(Appointment to begin 2026)
		Studio 8		Kodo Aoki, Professor
	Ceramics	Studio 9		○ Ryo Mikami, Professor
		Studio 10		Isamu Shiina, Associate Professor
	Textile Arts	Studio 11		Keiya Hashimoto, Professor
		Studio 12		Nanako Yamada, Associate Professor
Design	Design	Context	Studio 13 (Woodworking)	Hidenori Sonobe, Lecturer
			Studio 14 (Glass)	Yohei Chimura, Associate Professor
		Solution	Studio 1	★ (To be determined)
			Studio 2 (Design Alternative)	Michihiko Yanai, Professor
			Studio 3 (Time & Space)	Taro Suzuki, Professor
			Studio 4 (Visual Communication)	Kei Matsushita, Professor
			Studio 5 (Design Embrace)	Sunao Maruyana, Associate Professor
			Studio 6 (Design Prototyping)	Masahiko Nagahama, Professor
			Studio 7 (Design Experience)	Nobuyoshi Yamazaki, Professor
		Basic	Studio 8 (Draw)	Kazutoshi Oshimoto, Professor
			Studio 9 (Design Embody)	Kazuyuki Hashimoto, Professor
			Studio 10 (Design Critical)	Keiichiro Fujisaki, Professor

Department	Research field	Studio		Faculty advisor
Architecture	Architectural Design	Architectural Design Studio 1		Ryuji Fujimura, Associate Professor
		Architectural Design Studio 2		Hideyuki Nakayama, Professor
		Architectural Design Studio 3		Fumi Kashimura, Associate Professor
	Environmental Design	Environmental Design Studio 1		Ryo Abe, Associate Professor
		Environmental Design Studio 2		Makoto Yokomizo, Professor
	Structural Design	Structural Design Studio 1		Mitsuhiro Kanada, Professor
	Architectural Theory	Architectural Theory Studio 1		Wataru Mitsui, Professor
		Architectural Theory Studio 2		Kaori Hasegawa, Associate Professor
Inter Media Art	Inter Media Art	Perception and Memory	Studio 1 (Photos and Video)	Risaku Suzuki, Professor
			Studio 2 (Filmmaking, Architecture and Urban Design)	Tomomi Ishiyama, Associate Professor
		Language and the Body	Studio 3 (Work Concept, Global Society and Art)	Natsumi Araki, Professor
			Studio 4 (Social Sculpture, Art as Practice)	Yoshinari Nishio, Associate Professor
			Studio 5 (Community and Art, Clinical Psychology)	Min Nishihara, Associate Professor
		Art and Science	Studio 6 (Experimental Music, Media Expression)	● Kiyoshi Furukawa, Professor
		(TBD)		(Appointment to begin 2026 academic year)
		Art and Science	Studio 8 (Digital Media and Sound Expression)	Daigo Ushijima, Associate Professor
		Materials and Creativity	Studio 9 (Painting, Installations)	Tsuyoshi Ozawa, Professor
			Studio 10 (Set Design, Scenography)	Ai Harada, Associate Professor
Aesthetics and Art History	Aesthetics	Aesthetics 1		Takayuki Hayashi, Professor
		Aesthetics 2		Tomoyuki Kawase, Professor
	Japanese and Asian Art History	Japanese and Asian Art History 1		(Concurrent post) Mabi Katayama, Professor
		Japanese and Asian Art History 2		Miho Suga, Professor
		Japanese and Asian Art History 3		Ryuichi Saito, Associate Professor
		Japanese and Asian Art History 4		○ Seiichiro Matsuda, Professor
	Western Art History	Western Art History 1		Maria Fukada, Associate Professor
		Western Art History 2		Naoki Sato, Professor
		Western Art History 3		★ (Appointment to begin April 2026)
	History of Crafts	History of Crafts		Mabi Katayama, Professor
	Art Education	Art Education Studio 1		Michiko Aoyagi, Associate Professor
		Art Education Studio 2		Godai Watanabe, Professor
		Art Education Studio 3		Masakazu Ito, Associate Professor
	Art Anatomy	Art Anatomy Studio		Hideto Fuse, Professor

Department	Research field	Studio	Faculty advisor
Conservation	Conservation	Japanese Painting Studio 1	Kei Arai, Professor
		Japanese Painting Studio 2	Hanako Kunishi, Professor
		Oil Painting Studio	Hidemi Toriumi, Project Professor
			(Concurrent post) Takayuki Akimoto, Professor
		Sculpture Studio	Yasushi Okada, Associate Professor
			(Concurrent post) Rieko Otake, Associate Professor
		Crafts Studio (Students in this studio are taught by faculty advisors in their respective research fields of the Crafts department (Metal Carving, Metal Hammering, Metal Casting, Urushi-Art [Japanese Lacquer], Ceramics, Textile Arts, Material Art).)	Mariko Kitano, Professor
			(Concurrent post) Kodo Aoki, Professor
			(Concurrent post) ○ Ryo Mikami, Professor
			Katsuhisa Ueno, Professor
	Conservation Science	Buildings and Districts Studio	(Concurrent post) Wataru Mitsui, Professor
		Analytical Science Laboratory	Masahiko Tsukada, Professor
		Materials Science Laboratory 1	Manako Tanaka, Associate Professor
	Preventive Conservation (Partner research institution: Tokyo National Research Institute for Cultural Properties)	Materials Science Laboratory 2	Keiko Kida, Professor
			(Dual post) Nobuaki Kuchitsu, Professor
			(Dual post) Junko Akiyama, Professor
		Conservation Environment	(Dual post) Yoshinori Sato, Associate Professor
			(Dual post) Noriko Hayakawa, Professor
			(Dual post) Masashi Abe, Associate Professor
	Conservation Materials		(Dual post) Yoshifumi Maekawa, Associate Professor

6. Application Procedures

◆ Application steps/methods

Applications for the Graduate School of Tokyo University of the Arts are accepted via the Internet. The steps/methods for application procedures are outlined below. **Complete procedures ① and ② by the designated deadlines and mail the required documents ③ to the University by the deadline for submission. Application procedures will be deemed complete when it has been confirmed there are no discrepancies in the documents received and that the applicant is eligible to apply.**

Applicants may print admission tickets from the Internet application site once their applications have been accepted.

* Applicants to the department of Global Art Practice

Application steps and methods for the Period 2 screening for the department of Global Art Practice (MFA Course) differ from those for other departments. For more information, see the Tokyo University of the Arts Graduate School of Fine Arts (MFA Course) Guidance for Prospective Students: Global Art Practice Period 2 Screening.

①	Internet application registration (See pp. 10–11 for details.)	Access the Internet application site from the University's entrance examination information site and register the necessary information.
▼		
②	Payment of the screening fee (See pp. 12–13 for details.)	After completing procedure ① above, pay the screening fee following the instructions provided on the Internet application site.
▼		
③	Sending required documents to apply (See pp. 14–15 for details.)	After completing procedure ② above, print the required documents from the University's entrance examination information site and the Internet application site and send them by post to the University, together with all other required documents.
▼		
④	Printing the admission ticket (See p. 16 for details.)	You can print your admission ticket from the Internet application site after confirmation of your eligibility to apply and acceptance of your application. Each applicant must print his or her admission ticket and bring it with him or her on the examination date.

◆ Application periods

	Department	Internet application registration period and screening fee payment period	Deadline for submitting required documents to apply
Period 1 screening	Architecture	From 10:00 am, July 25 (Friday), 2025 until 11:59 pm, August 1 (Friday), 2025	Must be received by August 5 (Tuesday), 2025 (date as postmarked). * Examinees residing overseas should send applications by a reliable delivery method such as DHL or EMS. Contact the Educational Affairs Section of the Faculty of Fine Arts by email (bijutsu.kyomu@ml.geidai.ac.jp) to submit advance notification of the approximate delivery date.
	Conservation (Buildings and Districts)		
	Conservation Science		
	Preventive Conservation		
Period 2 screening	Painting	From 10:00 am, November 14 (Friday), 2025 until 11:59 pm, November 21 (Friday), 2025	Must be received by November 25 (Tuesday), 2025 (date as postmarked). * Examinees residing overseas should send applications by a reliable delivery method such as DHL or EMS. Contact the Educational Affairs Section of the Faculty of Fine Arts by email (bijutsu.kyomu@ml.geidai.ac.jp) to submit advance notification of the approximate delivery date.
	Sculpture		
	Crafts		
	Design		
	Inter Media Art		
	Aesthetics and Art History		
	Conservation – Conservation (Japanese Painting, Oil Painting, Sculpture, Crafts)		

◆ Notes on application

- **When applying online, note that simply registering your information on the Internet application site does not mean that application procedures are complete. The screening fee (see pp. 12–13) must be paid by the payment deadline and the required documents (see pp. 14–15) mailed to the University by registered express mail before the deadline for submission.**
- Your application will be accepted once the academic history and other information shown on your submitted application form are confirmed to meet the requirements for eligibility to apply. You may then print your admission ticket from the Internet application site (see p. 16).
- Your application may not be accepted if discrepancies or omissions are identified in the required documents submitted.
- You may not amend any submitted documents for any reason after your application has been accepted.

◆ Prior consultations for applicants with disabilities

Applicants requiring special accommodations for examinations or special consideration during their studies at the Graduate School should consult in advance with the Educational Affairs Section of the Faculty of Fine Arts. Enter the required information on the request form found on the “Accepting a request for special testing and studying accommodations” page on the University entrance examination information site. Submit this form by registered mail, along with a doctor’s certificate and other required documents. The request form and attachments must arrive no later than Monday, July 21, 2025 for Period 1 screening (administered in September) or Monday, October 20, 2025 for Period 2 screening (administered in January-February).

Please also promptly consult the Educational Affairs Section of the Faculty of Fine Arts if an applicant is injured in an accident after the application deadline.

Submit to:


Educational Affairs Section, Faculty of Fine Arts, Tokyo University of the Arts

12-8 Ueno Koen, Taito-ku, Tokyo 110-8714

Consult with email: bijutsu.kyomu@ml.geidai.ac.jp

- Notes:
- Consult with the University well in advance. It may take a considerable period of time (one or two months) to reply.
 - Please note that not all requests made through prior consultation can be granted.

- **Direct any inquiries concerning how to operate the Internet application site or how to pay the screening fee to:**
Career-tasu Learning/Education Support Center
Tel: 0120-202-079 (10:00 am – 6:00 pm, Mon. – Fri., closed Sat., Sun., holidays, and year-end and New Year’s holidays; open 24 hours/day during the application period) (Japanese language only)
Email: cvs-web@career-tasu.co.jp (available in Japanese and English)
* The contact point above cannot respond to questions concerning entrance examinations.
 - **Direct any inquiries concerning entrance examinations to:**
Educational Affairs Section, Faculty of Fine Arts, Tokyo University of the Arts
Email: bijutsu.kyomu@ml.geidai.ac.jp (available in Japanese and English)
Tel: 050-5525-2122 (Japanese language only)
(9:00 am – 12:30 pm, 1:30 pm – 4:30 pm, Mon. – Fri., closed Sat., Sun., holidays, the University’s summer vacation, and year-end and New Year’s holidays)
*** Any inquiries should be made by the applicant him or herself, except where unavoidable.**

Please check the following before starting your online application:	
Check your personal computer operating environment.	<p>Use the following environments to apply online:</p> <p>[Recommended browsers when using a personal computer]</p> <ul style="list-style-type: none"> • Microsoft Edge, latest version • Google Chrome, latest version • Mozilla Firefox, latest version • Apple Safari, latest version <p>* When applying, avoid using multiple tabs in your Web browser at the same time. Doing so may lead to problems in certain cases, such as items selected on one tab being unintentionally carried over to other tabs.</p> <p>[Recommended browsers when using a smartphone or tablet]</p> <ul style="list-style-type: none"> • iOS 12 or later • Android 8 or later • iPadOS 13 or later <p>* We recommend the standard browser for each OS.</p> <p>* Try another browser if the page does not render properly.</p> <p>* With Android smartphones, PDF files may not render properly in the PC version of Chrome. Use the mobile version.</p>
Set up your email.	<p>The following four emails will be sent to the registered email address:</p> <ol style="list-style-type: none"> ① Email notification of initial password assigned when signing up for My Page ② Automatic reply email upon completing registration to apply ③ Automatic reply email upon completing remittance for screening fee ④ Notification email to obtain an admission ticket <p>All emails will be sent from no-reply@e-apply.jp. Set your account to receive messages from this address in advance.</p> <p>* You will be contacted at your registered email address if we identify any omissions or other issues with the documents you submitted. Be sure to check your email regularly.</p>
Prepare an ID photo.	<p>You must provide one ID photo (up to 2 MB). The photo must be in color, show the top half of your body facing forward, without a hat, and taken within the last three months.</p> <p>Refer to the image at right when photographing.</p> <p>[Examples of unacceptable photos]</p> <p>Photos that are blurry, contain a dark background, show the face in profile, include multiple people, and are edited are not accepted.</p> <p>In addition, take care to capture a clear picture of your face, especially around the eyes.</p> 
Prepare documents including those certifying your eligibility to apply.	Referring to pp. 14–15, prepare necessary application documents before the submission deadline. Prepare documents certifying your eligibility to apply before registering for the online application.
Prepare an envelope.	Prepare a <u>standard K2 rectangular envelope</u> (240 mm × 332 mm) to submit required documents.
Prepare printer paper.	Print all documents from the Internet application site on white A4-size printer paper.

1 Internet application registration

During the Internet application registration period, access the Internet application site from “Web出願 (Web application)” on the University’s entrance examination information site homepage, click on “My registration,” and register the information needed for application.

Carefully read the “Procedures for the Internet Application” in the lower part of the Internet application site homepage and other information before beginning the registration process.

Steps	
Access the Internet application site (https://e-apply.jp/ds/geidai-net/). ▼	
My Page registration	<ul style="list-style-type: none">○ Click on “My registration” (orange button).○ Follow the instructions provided on the screen to enter your personal and other information for advance registration. ▼
Registering application destination	<ul style="list-style-type: none">○ Log in to My Page, then click on “Carry out the application procedure”.○ Select “Faculty of Fine Arts • Graduate School of Fine Arts”.○ Select the entrance examination category, department, research field, etc. to which you wish to apply. ▼
Registering personal information and uploading an ID photo Check the content of personal information, such as your name and address, registered during My Page registration. Enter all other required information. Photo: Prepare and upload a color photograph showing your face (see p. 9). ▼	
Confirming application content	Carefully review the details of the information entered. Click on “Register” if you find no errors. ▼
Completing application registration Registration is complete when your reception number appears on the screen. Click on “Payment” to proceed to payment procedures (see pp. 12–13).	

* Once registration for your Internet application is complete, an application registration completion email will be sent to your registered email address. Be sure to check for this email.

* Keep the registration completion email in a safe place until the entrance examinations are complete. The reception number is needed to check the application details, print the admission application form, and other purposes.

[Notes on Internet application registration]

- Note that the 12-digit reception number displayed upon completion of Internet application registration differs from the examinee number.
- Note that if you fail to complete payment procedures by 11:59 pm within four days after completion of Internet application registration (four days including the date on which you registered your application), all registered application data will be considered cancelled and will be deleted. *** However, if the date on which application registration is completed is less than four days before the payment deadline, the payment deadline will apply.**
- If you notice a mistake in the registration information, do not pay the screening fee. Instead, click on “Correction” on My Page and correct the information before proceeding to the payment procedures. Note that the registration information cannot be revised after you pay the screening fee.
- You may be asked to resubmit a photo if the one you submit is determined not to be appropriate as an application photo.

For applicants to the department of Inter Media Art
(Filling out the application form)

While the actual selection of research areas takes place following admission, enter your desired research area on the application form to enable more objective selection based on knowledge of the kinds of research areas in which applicants are interested.

[2] Paying the screening fee

Remit the screening fee after completing registration of the online application as indicated in [1]. After completing application registration, please follow either ① or ② to remit the screening fee.

① Click on the “Payment” button after completing registration application.

② Log in to My Page and complete payment procedures.

Select the remittance method and remit the screening fee during the designated period.

Screening fee	Period for payment of screening fee		
36,000 yen	Period 1 screening	From July 25 (Friday), 2025 until 11:59 pm, August 1 (Friday), 2025	Payment must be made by 11:59 pm within four days, including the date you completed registration of your application online during the payment period on the left.
	Period 2 screening	From November 14 (Friday), 2025 until 11:59 pm, November 21 (Friday), 2025	* However, if the date you completed registration of your application is less than four days before the end of the payment period, payment is due by the end of the payment period on the left.

* You may be charged a separate remittance charge depending on the payment method you choose.

Payment method	Financial institution, etc.
Convenience store	7-Eleven / Lawson, Ministop (Loppi) / FamilyMart / Daily Yamazaki / Seicomart
Credit card	MUFG / DC / UFJ / NICOS / VISA / MasterCard / JCB / American Express
Post office/bank ATM	ATMs compatible with Pay-easy
Internet banking	Internet banking compatible with Pay-easy / PayPay Bank / Rakuten Bank / SBI Sumishin Net Bank / au Jibun Bank

* An email notice of completion of payment procedures will be sent to your registered email address once you complete the procedures for paying the screening fee.

[Notes on the screening fee]

- See “Payment method” on the home page of the Internet application site for details, notes, and other information concerning payment procedures.
- You cannot pay the screening fee after the end of the payment period.
- Note that if you fail to complete payment during the payment period, your registration information will be deleted.
- You cannot print the documents and other materials required for the application until payment of the screening fee is complete. (* This does not apply to applicants who are Japanese-government-funded international students or to applicants for whom the screening fee has been waived at the time of application.)
- Applicants who are Japanese-government-funded international students at the time of application need not pay the screening fee. However, Japanese-government-funded international students must submit a Japanese Government Scholarship for Foreign Students Certificate issued by his or her university, together with the required documents shown under [3] (see pp. 14–15).

- If you are paying by credit card, make sure your card is valid. The card does not need to be in the name of the applicant.
- If you cannot pay using your credit card, try a different card or choose another payment method (for example, paying at a convenience store).

[Screening fee waiver system]

We will waive screening fees for applicants affected by large-scale wind or water damage or similar disasters in Japan as part of special measures to secure educational opportunities for such applicants. Check the University's entrance examination information site (<https://admissions.geidai.ac.jp/kenteiryomenjo/>) for details of the procedures.

① Application period

Up to the day one week before the start date of the application period for each entrance examination

② Documents to submit

- Screening Fee Waiver Application Form (form designated by the University)
- Copy of disaster victim's certificate (issued by municipal government or other authority)

③ Note

Conduct Internet application registration after you learn the results of your waiver application.

Address any inquiries to: Entrance Examination Section, Student Affairs Division, Tokyo University of the Arts
12-8 Ueno Koen, Taito-ku, Tokyo 110-8714
Tel: 050-5525-2075 / Fax: 03-5685-7763
Email: nyuusi-k@ml.geidai.ac.jp

[Refunds of screening fees]

We will not refund the screening fee after payment except in the cases below.

- The screening fee was paid and the documents required for application were submitted, but the University did not accept the application.
- The screening fee was paid, but the documents required for application were not submitted.

In either of the above cases, request a refund as follows:

Provide the required information on the University's designated Screening Fee Refund Request Form (download and print the form from the University's entrance examination information site), affix your official seal, and send by post to the address below.

Send to : Accounting Section, Financial Accounting Division, Tokyo University of the Arts
12-8 Ueno Koen, Taito-ku, Tokyo 110-8714

Notes: • We will not refund remittance charges incurred when the screening fee was paid.

- Any remittance charges incurred to refund the screening fee will be deducted from the amount returned by the University to the applicant.
- Remittance of refunds normally takes about two to three months following receipt of the Screening Fee Refund Request Form.
- The deadline for submitting the Screening Fee Refund Request Form is March 31, 2026 (date as postmarked). No screening fees will be refunded in cases in which the form is not submitted by the deadline.

③ Mailing the documents required for application

The documents required to submit for application are those under ①-⑥ below (⑤ is required only for international students; ⑥ is required only for applicable applicants). Send the documents required for application after paying the screening fee (②). Print the relevant forms and the envelope name and address label downloaded from the Internet application site and the University's entrance examination information site, affix the label to the envelope, enclose all documents required for application in the envelope, and send to the University by **simple registered express mail** before the specified deadline. Documents will not be accepted if brought to the University in person. We will not respond to inquiries concerning whether documents were received.

If you reside overseas, send the documents to the University by DHL, EMS, or other reliable delivery method.

Required document	Notes
① Documents certifying eligibility to apply All applicants	<p>① University academic transcripts ② University certificate of graduation (or certificate of anticipated graduation) *Submit the original documents for both ① and ② above. *Submit only documents issued by an undergraduate university (certificates of graduation or transcripts issued by a graduate school or Japanese language school will not be accepted). *If you transferred universities, also submit your academic transcripts from the previous university[ies]. *In principle, submit a certificate of graduation rather than a diploma. *As a general rule, the documents submitted will not be returned. If your university is unable to issue a certificate of graduation, submit a diploma instead. Attach a note stating you are submitting the original of a certificate or other document that cannot be reissued and you wish to have it returned. *Attach a Japanese translation if written in any language other than Japanese. The translation need not be officially certified. The applicant may translate the document him or herself. *Remove certificates from the envelopes in which they were placed by the issuing party before submitting them. The envelopes do not need to be submitted. *The above documents are not required from applicants who are graduates or current students of the Tokyo University of the Arts Faculty of Fine Arts or Japanese-government-funded international students (including research students) at the Tokyo University of the Arts. However, non-regular students, such as research students not funded by the Japanese government, must submit these documents. *The date of issuance of certificates does not matter.</p>
② Application form All applicants	<p>*Print in color from the Internet application site and submit. *In principle, the name you provide must be identical to the name on your family register (or the name in the alphabet on your passport if you are an international student). *You may enter your address as of the time you fill out the form as your current address. *If you are an international student, enter your visa status.</p>
③ Photo card All applicants	<p>*Print in color from the Internet application site and submit.</p>
④ Statement of reasons for application All applicants	<p>*Print the form designated by the University on p. 40 of this Guidance, provide the necessary information, and submit the form. You can print this form from the “各種様式 (Forms)” page accessible by clicking on “大学院入試 (Graduate School Examinations)” on the University's entrance examination information site. https://admissions.geidai.ac.jp/postgraduate/youshiki1/</p>
⑤ Copy of passport All international students	<p>*Submit a copy of the passport page showing your identification information (name, facial photograph, date of birth, nationality, passport expiration date, etc.) on A4-size paper.</p>
⑥ Other A-C Applicable applicants only	<p>Ⓐ Documentation of visa status *A foreign national applicant residing in Japan must submit his or her certificate of residence (showing visa status and visa period) issued by the municipality of residence or a copy of his or her residence card. (This is not required from current Tokyo University of the Arts students or Japanese-government-funded international students at the Tokyo University of the Arts.)</p> <p>Ⓑ Certificate of Japanese Government (MEXT) Scholarship for Foreign Students *A Japanese-government-funded international student must submit the above certificate (showing his or her enrollment status and enrollment period) issued by his or her university in addition to the document under Ⓐ above.</p> <p>Ⓒ Official documentation of change of name *If your current family name differs from that shown on any certificate or other document, submit a certificate attesting to the name change (for example, an abstract of your family register).</p> <p>*The University may ask applicants to submit other certificates or documents, as necessary.</p>

Items to prepare for sending the documents required for application	
Envelope	Prepare a standard K2 rectangular envelope (240 mm × 332 mm).
Envelope name and address label	<p>Print the name and address label from the Internet application site.</p> <p>Affix the printed name and address label to the envelope, enclose the above required documents, and send to the Faculty of Fine Arts.</p>

Submit the necessary documents to: Faculty of Fine Arts, Tokyo University of the Arts
12-8 Ueno Koen, Taito-ku, Tokyo 110-8714

4 Printing the admission ticket

You can print your admission ticket from the Internet application site after acceptance of your application. After receiving an email at your registered email address notifying that you can get your admission ticket, log in to My Page and **print your admission ticket in color (single sided) on A4-size printer paper. Cut along the dotted line and bring with you on the examination date.** Note that the University will not mail admission tickets.

	Department		Admission tickets available for printing
Period 1 screening	Architecture		Starting at 4:00 pm, August 29 (Friday), 2025
	Conservation	Conservation (Buildings and Districts)	
		Conservation Science	
		Preventive Conservation	
Period 2 screening	Painting		Starting at 4:00 pm, December 25 (Thursday), 2025
	Sculpture		
	Crafts		
	Design		
	Inter Media Art		
	Aesthetics and Art History		
	Conservation – Conservation (Japanese Painting, Oil Painting, Sculpture, Crafts)		

[Notes concerning admission tickets]

- Be sure to review the information provided on the admission ticket after printing it.
Contact the Educational Affairs Section of the Faculty of Fine Arts by September 3 (Wednesday), 2025 for Period 1 screening or January 5 (Monday), 2026 for Period 2 screening if the information indicated on your admission ticket differs from the information registered on the Internet application site or if you are still unable to print your admission ticket even during the printing period. (You can review the information provided on registration by clicking on “Confirm Application/Print Application Documents for Fine Arts” at the bottom of the home page of the Internet application site.)
- An admission ticket must be presented on the examination date. You will not be able to take the examination using just the reception number you received when registering your application or other information.
- The reception number received when you completed Internet application registration is not the same as your examinee number.
- Note that if you change your email address after completion of application registration, you will not be able to receive the email message notifying you that the admission ticket is ready to print.

Contact: Educational Affairs Section, Faculty of Fine Arts, Tokyo University of the Arts

Tel. 050-5525-2122 (9:00 am – 12:30 pm, 1:30 pm – 4:30 pm, Mon. – Fri., closed Sat., Sun., holidays, the University’s summer vacation, and year-end and New Year’s holidays) (Japanese language only)

7. Submitting/Picking Up Works, Essays, Portfolios, etc.

All applicants to research fields other than Art Anatomy must submit works, essays, portfolios, etc. The process of submitting and picking up these materials is outlined below.

1. See “Content and method of examination” for each research field, starting on p. 19, for information on the content, submission methods, and other details regarding the works, essays, portfolios, etc. to be submitted.
2. You must submit a portfolio if you apply to any of the following research fields: Japanese Painting, Oil Painting, Printmaking*, Mural Painting, Oil Painting Technique and Material, Sculpture, Crafts, Design, Architecture, Inter Media Art, Art Education, and Conservation (Buildings and Districts). (* For Printmaking, submit a set of materials indicating your future research intentions.) A portfolio refers to a file containing materials that provide an easily understandable overview of the applicant’s activities to date. See “Content and method of examination” for each research field, starting on p. 19, for information on how to submit a portfolio.
3. When submitting, affix a Submitted Work, Essay, Portfolio, etc. Form **For Attachment** on p. 39 of this Guidance to each work, essay or portfolio and submit a Submitted Work, Essay, Portfolio, etc. Form **For Submission** for each work to the designated office. (For research fields for which you are instructed to submit by post, enclose the Submitted Work, Essay, Portfolio, etc. Forms **For Submission** in the envelope.) For the research field of Japanese Painting, submit only the Submitted Work, Essay, Portfolio, etc. Forms **For Attachment**.

* The main purposes of the Submitted Work, Essay, Portfolio, etc. Forms are to certify that the works submitted are those of the examinee and to prevent works from getting mixed up with those of other examinees after submission. An applicant to a department for which the certification field needs to be filled out who is unable to obtain certification in that field by his or her faculty advisor must obtain certification by another third party familiar with his or her abilities. Attach this to all works, essays, etc. unless otherwise instructed.
4. When delivering or picking up works, examinees must enter the University campus through the main gate and follow signs or instructions given by the examination staff. **If you are using a shipping company, make arrangements to ensure that the delivery will arrive during the time specified for each research field and be sure to be present in person when it is delivered.** (If special measures are required [such as use of a large crane], **be sure to consult with the relevant studio in advance.** Since there is very little parking space available on campus and around Ueno Park, vehicles must leave the premises promptly after completing delivery or pickup.)
5. **The examinee him or herself must submit/pick up** works, essays, portfolios, etc. at the specified date and time. **(If the help of others is required, the examinee must make the relevant arrangements him or herself and must be present.)** Submission/pickup is not permitted outside the specified date and time. (Note that works not picked up at the specified date and time will be disposed of by the University.)
6. Works that present impediments in terms of safety management, health, or sanitation will not be accepted.
7. When submitting works, bring the admission ticket printed from the Internet application site.

* Note

Applicants may be asked to submit works, essays, portfolios, and other materials online in digital format in place of the procedures above.

Notification of such changes will be posted to the University’s entrance examination information site. Please check the site regularly.

Period 1 screening for the departments of Architecture and Conservation (Conservation [Buildings and Districts], Conservation Science, Preventive Conservation)

Research field	Submission date, time, and location	Return date, time, and location
Architectural Design, Environmental Design, Structural Design, Architectural Theory	September 5 (Friday) – 6 (Saturday), 9:00 am – 4:00 pm * Follow the instructions on p. 19 for submission methods for the portfolio and short essay.	Digital files of portfolios and other submitted materials will not be returned.
Conservation	Buildings and Districts September 19 (Friday), 9:00 am – 4:00 pm Educational Affairs Section, Faculty of Fine Arts (Must arrive during the above period.)	After end of interviews on September 21 (Sunday) As instructed by the department of Conservation
Conservation Science	September 1 (Monday) – 5 (Friday) (Must be postmarked during the above period.) Submit a short essay (printed) to the Educational Affairs Section, Faculty of Fine Arts by post.	Short essays submitted will not be returned.
Preventive Conservation	September 5 (Friday) – 11 (Thursday) (Must be postmarked during the above period.) Submit a short essay (printed) to the Educational Affairs Section, Faculty of Fine Arts by post.	Short essays submitted will not be returned.

Period 2 screening for the departments of Painting, Sculpture, Crafts, Design, Inter Media Art, Aesthetics and Art History, and Conservation

Research field	Submission date, time, and location	Return date, time, and location
Japanese Painting	First-stage examination January 8 (Thursday) – 15 (Thursday), 9:00 am – 4:00 pm (Must arrive during this period.) Submit to the Educational Affairs Section, Faculty of Fine Arts by post. * Follow the instructions on p. 22.	Portfolios and other materials submitted will not be returned.
	Second-stage examination (for those who have passed the first-stage examination) February 12 (Thursday), 9:00 am – 10:30 am Submitting works As instructed on the preceding day by the Japanese Painting Studio	After end of interviews on February 12 (Thursday) Japanese Painting Studio
Oil Painting, Printmaking, Mural Painting, Oil Painting Technique and Material	February 7 (Saturday), 10:00 am – 12:00 noon, 1:00 pm – 4:00 pm Oil Painting Studio (Reception 10:00 am – 12:00 noon, 1:00 pm – 3:00 pm)	February 11 (Wednesday), 10:00 am – 12:00 noon, 1:00 pm – 3:00 pm Oil Painting Studio
Sculpture	February 12 (Thursday), 10:00 am – 3:00 pm (Reception: 10:00 am – 11:30 am) Sculpture Studio	February 15 (Sunday), 10:00 am – 3:00 pm Sculpture Studio
Metal Carving	February 13 (Friday) Submitting portfolios	After end of interviews on February 14 (Saturday) Each studio * Metal Hammering: After end of interviews on February 13 (Friday) Metal Hammering Studio
Metal Hammering	February 13 (Friday) Submitting works Metal Hammering, Urushi-Art, Ceramics	
Metal Casting	February 14 (Saturday) Submitting works Metal Carving, Metal Casting, Textile Arts	
Urushi-Art	If you are sending a work using a shipping company, send it to arrive during the morning of February 9 (Monday), with “Work for _____” indicated in red on the outside of the package. Send to:	
Ceramics	_____ Studio of the Department of Crafts, Faculty of Fine Arts, Tokyo University of the Arts 12-8 Ueno Koen, Taito-ku, Tokyo 110-8714 (Enter the name of the research field for the blank spaces above.)	
Textile Arts	See pp. 23-25 for detailed submission schedule and instructions for each studio.	
◎ Material Art (Woodworking, Glass)	February 13 (Friday) Submitting portfolios (Toride) } * See pp. 25-26 for detailed submission schedule Submitting works (Toride) } If you are sending a work via a shipping company, send it to arrive during the morning of February 9 (Monday), with “Work for _____” indicated in red on the outside of the package. _____ Studio of the Department of Crafts, Tokyo University of the Arts, Toride Campus 5000 Omomma, Toride, Ibaraki Prefecture 302-0001 (Enter either “Woodworking” or “Glass” for the blank spaces above.)	
Design	First-stage examination February 3 (Tuesday) – 4 (Wednesday), 9:00 am – 4:00 pm (Must arrive during this period.) Send the following two items to the Educational Affairs Section of the Faculty of Fine Arts by post: (A) File of works (portfolio) (B) Research plan * Follow the instructions on p. 26 when submitting (A) and (B).	• Portfolios of those who did not pass the first-stage examination will be returned only via parcel delivery service. Enclose a freight-collect shipping label (Yamato Transport, Sagawa Express, or Yu-Pack only) after filling out the necessary information. * Portfolios cannot be returned by international shipping. * Portfolios submitted with no freight-collect shipping label enclosed will be disposed of on or after February 12 (Thursday). * The research plan will not be returned, regardless of passing or failing.
	Second-stage examination (for those who have passed the first-stage examination) February 16 (Monday), 10:00 am – 12:00 noon Joint Design Studio	
◎ Inter Media Art	January 12 (Monday, holiday) – 4:00 pm, January 15 (Thursday) (Japan time) Submitting by post in digital format Follow the instructions on p. 27 for how to submit.	Digital files of portfolios and other submitted materials will not be returned.

Research field		Submission date, time, and location	Return date, time, and location
Aesthetics, Japanese and Asian Art History, Western Art History, History of Crafts		January 4 (Sunday) – 8 (Thursday) Submit a copy of an essay and abstract printed and bound into one volume and a PDF file of the essay and abstract. * Follow the instructions on p. 28 when submitting the above. 9:00 am – 4:00 pm, Educational Affairs Section, Faculty of Fine Arts (accepted only on weekdays if brought in person) Must be postmarked by the submission deadline if sent by post. Send by registered mail with “Aesthetics and Art History Graduation Thesis Enclosed” written in red on the envelope. Educational Affairs Section, Faculty of Fine Arts, Tokyo University of the Arts 12-8 Ueno Koen, Taito-ku, Tokyo 110-8714	In general, these materials will not be returned. If you wish to have these materials returned, refer to the instructions on p. 28.
Art Education		February 14 (Saturday), 11:00 am – 3:00 pm * The Art Education Studio will provide instructions on the above date.	February 15 (Sunday), after the end of interviewing all examinees * The Art Education Studio will provide detailed instructions.
Conservation	Japanese Painting Oil Painting Sculpture Crafts	February 10 (Tuesday), 1:00 pm – 3:00 pm Information will be posted on campus on the above date.	February 13 (Friday) After end of interviews The Conservation department will provide instructions on the above date.

Note: Studios accepting submission of works, essays, portfolios, etc. denoted by a double circle (◎) in the table above are located in Toride Campus. Others are located in Ueno Campus.

8. Content, Schedules, and Other Notes of Entrance Examinations

The Graduate School determines students admitted based on a comprehensive evaluation that includes examinations of academic abilities (including written, practical, and oral examinations) conducted by the Graduate School, interviews, and documents, works, essays, etc. submitted by applicants.

Applicants who fail to complete even one of the assigned examinations (including submission of works and other materials by the deadline) will be disqualified. Note that screening fees will not be refunded (even if you show up for the examination on the wrong date).

Use of mobile phones and other electronic devices with photographic and communication functions is prohibited on campus. Such items may be held for you by the University or individual studios during the examination period.

Note (all departments)

In principle, all entrance examinations (except for the department of Global Art Practice) are conducted **solely in Japanese**. This means, whether oral or written, all exam questions are to be asked and answered in Japanese.

Examination dates, screening methods, and other details in this Guidance are subject to change. Decisions regarding such changes will be posted promptly to the University’s entrance examination information site.

Bring a lunch and beverage if you have examinations in both the morning and the afternoon. (Examinees will not be allowed to leave the campus during breaks.)

Period 1 screening (administered in September 2025)

Department	Research field	Date and time		Content and method of examination
Architecture	Architectural Design	September 5 (Friday) – September 6 (Saturday)	9:00 am – 4:00 pm	Portfolio and short essay (1) Portfolio Provide a clear summary of the applicant’s activities to date. Clearly indicate if the portfolio contains any collaborative works. The digital file must not exceed 20 MB. (2) Short essay In approximately 1,600 characters, summarize your reasons for applying to the MFA Course and your research program in your desired studio. The digital file must not exceed 20 MB. • Information on how to submit the portfolio and short essay in digital format will be sent to the email address registered with your application.
	Environmental Design			
	Structural Design			
	Architectural Theory	September 20 (Saturday) Meeting time and location: 8:30 am in front of the main entrance to Main Building	9:00 am – 10:00 am	Written exam (Structure Mechanics)
			10:15 am – 11:15 am	Written exam (English) (Use of dictionaries is not permitted.)
12:15 pm – 1:45 pm			Written exam (Architectural History)	
2:05 pm –	Interview (conducted by the faculty advisor for the applicant’s desired studio)			

Department	Research field	Date and time		Content and method of examination
Architecture	Architectural Design	September 21 (Sunday)		Practical examination on design (Bring drafting and coloring tools.)
	Environmental Design	Meeting time and location: 8:30 am in front of the main entrance to Main Building	9:00 am – 5:00 pm	
	Structural Design	September 22 (Monday)		Presentation and explanation of work prepared in practical examination on design on the previous day and Q&A session
	Architectural Theory	Meeting time and location: 8:30 am in front of the main entrance to Main Building	9:00 am –	

Note: Ideally, each applicant to the department of Conservation should receive an explanation at his or her desired studio in advance.

Conservation (Buildings and Districts) Studio: 050-5525-2284

Conservation Science Studio: 050-5525-2285

Preventive Conservation Studio: systemhonzongaku@ml.geidai.ac.jp or 03-3823-2297

Department	Research field	Date and time		Content and method of examination
Conservation	Conservation (Buildings and Districts)	September 19 (Friday)	9:00 am – 4:00 pm	(1) Submitting a portfolio (one portfolio) Portfolio dimensions must not exceed A3 paper size. A single portfolio should contain no more than three pieces of works or research results. (2) Submitting a short essay The subject of the short essay will be sent during the morning of September 11 (Thursday) from the studio's email address to the email address you registered when applying. If you do not receive the email, contact the Educational Affairs Section of the Faculty of Fine Arts by 4:00 pm on the above date. Submit your answer printed single-sided on A4-size plain paper (no more than one page). Submit to: Educational Affairs Section, Faculty of Fine Arts (Must arrive during the period at left.) When submitting a material, affix the Submitted Work, Essay, Portfolio, etc. Form [For Attachment] to the material and submit the Submitted Work, Essay, Portfolio, etc. Form [For Submission] to the designated office. Materials submitted will be returned after the end of interviews on September 21 (Sunday).
		September 20 (Saturday)	9:00 am – 3:00 pm	Practical examination <pencil drawing (cross-section diagram, etc.)>
		Meeting time: 8:30 am Main Building main entrance lobby	3:30 pm – 5:00 pm	Written examination Examination on desired specialization
		September 21 (Sunday)	1:00 pm –	Interview
	Conservation Science	September 1 (Monday) – September 5 (Friday) (Must be postmarked by the submission deadline.)		Submitting a short essay (printed, by post to the designated office) Summarize your graduation thesis or master's thesis in approximately 1,600 characters. If you did not write a graduation thesis or master's thesis, summarize an equivalent seminar presentation or work. (Indicate in your answer whether the summary concerns a graduation/master's thesis, seminar presentation, or work.) Submit your short essay printed single-sided on A4-size paper (up to two pages). Submit to: Educational Affairs Section, Faculty of Fine Arts, Tokyo University of the Arts 12-8 Ueno Koen, Taito-ku, Tokyo 110-8714 <When submitting a short essay, submit the Submitted Work, Essay, Portfolio, etc. Form [For Attachment] to the essay and the Submitted Work, Essay, Portfolio, etc. Form [For Submission] as well.>

Department	Research field	Date and time		Content and method of examination
Conservation	Conservation Science	September 20 (Saturday) Meeting time: 9:30 am Main Building main entrance lobby	10:00 am – 12:00 noon	Written examination (English) (You can bring one English dictionary; however, electronic dictionaries are not permitted.)
			12:45 pm – 2:45 pm	Written examination Examination on basic knowledge of conservation science
		September 21 (Sunday) Meeting time: 9:30 am Main Building main entrance lobby	10:00 am – 1:00 pm	Written examination, etc. Assigned as appropriate depending on the examinee's specialization. Technical skill or other practical examination may also be administered.
			2:00 pm –	Interview and oral examination
		September 22 (Monday) Meeting time to be indicated on September 20 Main Building main entrance lobby	10:00 am –	
	Preventive Conservation	September 5 (Friday) – September 11 (Thursday) (Must be postmarked by the submission deadline.)		Submitting a short essay (printed, by post to the designated office) <The subject of the short essay will be sent during the morning of September 2 (Tuesday) from the studio's email address to the email address you registered when applying. If you do not receive the email, contact the Educational Affairs Section of the Faculty of Fine Arts by 4:00 pm on the above date. Submit your answer printed single-sided on A4-size plain paper (up to two pages).> Submit to: Educational Affairs Section, Faculty of Fine Arts, Tokyo University of the Arts 12-8 Ueno Koen, Taito-ku, Tokyo 110-8714 <When submitting a short essay, submit the Submitted Work, Essay, Portfolio, etc. Form <input type="text"/> For Attachment and the Submitted Work, Essay, Portfolio, etc. Form <input type="text"/> For Submission as well.>
		September 20 (Saturday) Meeting time: 9:30 am Main Building main entrance lobby	10:00 am – 12:00 noon	Written examination (English) (Examinees will be loaned English-Japanese dictionaries. Do not bring your own.)
			12:45 pm – 2:45 pm	Written examination Examination of basic knowledge concerning cultural property conservation and science
		September 21 (Sunday) Meeting time: 9:30 am Main Building main entrance lobby	10:00 am – 1:00 pm	Written examination, etc. Assigned as appropriate depending on the examinee's specialization. Practical examination on experimental techniques, etc. may also be administered.
			2:00 pm –	Interview and oral examination
		September 22 (Monday) Meeting time to be indicated on September 20 Main Building main entrance lobby	10:00 am –	

Period 2 screening (administered in January – February 2026)

Department	Research field	Date and time		Content and method of examination
Painting	Japanese Painting	First-stage examination	January 8 (Thursday) – January 15 (Thursday)	Submitting a portfolio. (Must be submitted by post and arrive during the period. Portfolios arriving before the period will be accepted only when they are sent from overseas.) Submit a portfolio of images of about 10 works compiled into one A4-size file. (Indicate the titles, materials, years of production, and dimensions of the works.) Attach the Submitted Work, Essay, Portfolio, etc. Form For Attachment. Submit to: Educational Affairs Section, Faculty of Fine Arts, Tokyo University of the Arts 12-8 Ueno Koen, Taito-ku, Tokyo 110-8714
			February 11 (Wednesday)	9:00 am – 4:00 pm Meeting time: 8:30 am In front of the main entrance to Painting Building Practical examination (pencil drawing of human figure. The University will provide paper for the examination. Bring your own drawing tools and erasers.)
		Second-stage examination	February 12 (Thursday)	Submitting works Two pieces in size no. 50 (up to 116.7 cm × 116.7 cm) The works must have been created within the past year. Mount on panels (with no frames). Submit to: Instructions will be provided from the Japanese Painting Studio on the preceding day.
			February 12 (Thursday)	1:00 pm – Meeting time: 12:45 pm In front of the main entrance to Painting Building Interview
	Oil Painting	February 7 (Saturday)	Reception of works 10:00 am – 12:00 noon 1:00 pm – 3:00 pm	[Submitting works] Do not send by post. Submit to: Information about where to submit works will be posted near the entrance to the Painting Building on the examination date. * The applicant must be present for the delivery and pickup of submitted works and must follow the instructions provided by the Oil Painting Studio. * Leave works propped up against the wall or placed on the floor in the designated area. The use of nails or screws on the wall, etc. is prohibited. Works may not be attached or hung on the wall. The applicant is responsible for providing a display stand or other fixture if required. * You are responsible for preparing any equipment and materials needed to submit the works yourself. * If the work requires an electric power supply or incorporates video, prepare instructions on how to start up the work and be sure to submit the instructions when setting up the work. * If applying to separate research fields as your first and second choices, submit works in accordance with the specified conditions for the first choice. ◆ Oil Painting research field (A) One work (up to 228 cm × 182 cm; up to 228 cm in depth) * The work must have been created within the past year. (B) One file of drawings (C) One portfolio ◆ Printmaking research field (A) Up to two works (up to 228 cm × 182 cm; up to 228 cm in depth) * The work(s) must have been created within the past year. (B) One set of materials indicating the applicant's future research intentions (may include preliminary sketches, work plans, or text.) ◆ Mural Painting research field (A) One work (up to 228 cm × 182 cm; up to 228 cm in depth) * The work must have been created within the past year. (B) One file of drawings (C) One portfolio ◆ Oil Painting Technique and Material research field (A) One work (up to 228 cm × 182 cm; up to 228 cm in depth) * The work must have been created within the past year. (B) One file of drawings (C) One portfolio Be sure to fill out and submit the Submitted Work, Essay, Portfolio, etc. Form (For Application and For Attachment) for each of (A), (B), and (C) above.
	Printmaking		Submitting works 10:00 am – 12:00 noon 1:00 pm – 4:00 pm	
	Mural Painting			
	Oil Painting Technique and Material			
		February 9 (Monday)	9:00 am – 11:00 am Meeting time: 8:10 am Elevator hall, first floor, Painting Building	Practical examination Drawing The University will provide paper, etc. (Bring your own set of drawing materials and writing tools.)
		February 10 (Tuesday)	10:00 am – Meeting time: 9:30 am Elevator hall, first floor, Painting Building	Interview

Department	Research field	Date and time		Content and method of examination
Sculpture	Sculpture	February 12 (Thursday)	10:00 am – 3:00 pm	<p>Submitting a work and portfolio Submit to: First Floor, Sculpture Building Reception: 10:00 am – 11:30 am (Accepted only during the above hours, except in special circumstances. * Be punctual.) Work: One piece of sculpture • Must have been created within the past year. • Be sure to check with the Sculpture Studio before application if your work is longer than three meters on a single side or weighs more than three tons. (Sculpture Studio: 050-5525-2163) • The carry-in entrance to the sculpture examination location is 190 cm high by 120 cm wide. Be sure to disassemble the work if it cannot be exhibited outdoors to dimensions that can pass through this entrance. • Enter the dimensions of the work (H × W × D) as accurately as possible on the application site. (Requests to secure minimum exhibition space will be rejected.) • If the work requires an electric power supply or incorporates video, prepare <u>instructions on how to start up</u> the work and be sure to submit the instructions when setting up the work. • Bring with you all tools and materials required to carry in and remove the work. (No pedestals will be provided.)</p> <p>Submit one portfolio (original) in A4 paper size. • Up to 30 pages • Include plans for production following admission. • Submission timing: At the reception of work submission • Return timing: At the reception of work removal</p>
		February 14 (Saturday) (Meeting time to be indicated on February 12 In front of the main entrance to Sculpture Building)	9:30 am –	Interview
Crafts	Metal Carving	February 12 (Thursday) (Meeting time: 12:20 pm In front of Open Factory, Factory Complex)	1:00 pm – 4:00 pm	Crafts common practical examination (Bring a set of tools needed for color and pencil sketching.)
		February 13 (Friday) (Meeting time: 9:30 am In front of Open Factory, Factory Complex)	10:00 am – 4:00 pm	<p>Submitting a portfolio (in A4 paper size, contained in a file with no more than 20 pockets. Clearly indicate the research field you are applying for and your examinee number only.) Submit to: Crafts Studio</p> <p>Practical examination (techniques specific to metal carving) (Bring writing tools, a set of chisels for carving, a metal hammer [otafuku], and a grindstone for chisels.)</p>
		February 14 (Saturday) (Meeting time: 9:30 am Main Building main entrance lobby)	10:00 am – 3:00 pm	<p>Written examination (specialized knowledge in metal carving)</p> <p>Submitting works and interview (Bring three to five pieces of works created within the past two years and sit for an interview.) * Do not send works by post. Submit to: Metal Carving Studio</p>
	Metal Hammering	February 12 (Thursday) (Meeting time: 12:20 pm In front of Open Factory, Factory Complex)	1:00 pm – 4:00 pm	Crafts common practical examination (Bring a set of tools needed for color and pencil sketching.)
		February 13 (Friday) (Meeting time: 9:30 am In front of Open Factory, Factory Complex)	10:00 am – 5:00 pm	<p>Submitting a portfolio (in A4 paper size, contained in a file with no more than 20 pockets. Clearly indicate the research field you are applying for and your examinee number only.) Submit to: Metal Hammering Studio</p> <p>Practical examination (techniques specific to metal hammering) (Bring writing tools, metal hammers [one set for shibori], and metal scissors.)</p> <p>Written examination (specialized knowledge in metal hammering)</p> <p>Submitting works (Submit up to three pieces of your own works created within the past year.) Submit to: Metal Hammering Studio Be sure to check with the Metal Hammering Studio (050-5525-2184) before you apply if you plan to submit a large work that needs to be carried in beforehand.</p>
				Interview
				Interview

Department	Research field	Date and time		Content and method of examination
Crafts	Metal Casting	February 12 (Thursday) Meeting time: 12:20 pm In front of Open Factory, Factory Complex	1:00 pm – 4:00 pm	Crafts common practical examination (Bring a set of tools needed for color and pencil sketching.)
		February 13 (Friday) Meeting time: 9:30 am In front of Open Factory, Factory Complex	10:00 am – 4:00 pm	Submitting a portfolio (in A4 paper size, contained in a file with no more than 20 pockets. Clearly indicate the research field you are applying for and your examinee number only.) Submit to: Metal Casting Studio
		February 14 (Saturday) Meeting time: 9:30 am In front of Metal Casting entrance, Building B, Factory Complex	10:00 am – 11:00 am	Practical examination (Bring a set of tools needed for color and pencil sketching.)
			12:00 noon – 4:00 pm	Written examination (specialized knowledge in metal casting)
				Submitting works and interview (Bring up to three pieces of your own works and sit for an interview.) Submit to: Metal Casting Studio
	Urushi-Art	February 12 (Thursday) Meeting time: 12:20 pm In front of Open Factory, Factory Complex	1:00 pm – 4:00 pm	Crafts common practical examination (Bring a set of tools needed for color and pencil sketching.)
		February 13 (Friday) Meeting time: 9:30 am In front of Open Factory, Factory Complex	9:30 am – 9:45 am	Submitting a portfolio (in A4 paper size, contained in a file with no more than 20 pockets. Clearly indicate the research field you are applying for and your examinee number only.) Submit to: Urushi-Art Studio
				Submitting works (Submit up to three pieces of your own works created within the past two years.) * Must be set up within 15 minutes. Contact the Urushi-Art Studio before applying if you are unable to bring the works yourself or would prefer to send them by post. (Urushi-Art Studio: 050-5525-2191) Submit to: Urushi-Art Studio
			10:00 am – 5:00 pm	Morning: Written examination (specialized knowledge in urushi-art)
		February 14 (Saturday) Meeting time to be indicated on the preceding day Elevator hall, 5F, Factory Complex		Afternoon: Practical examination Bring a set of the following supplies: Three maki-e brushes, tamehake brushes (large, small), spatulas (large, small), pencil, eraser, knife for pencil sharpening
			10:00 am – 4:00 pm	Interview
	Ceramics	February 12 (Thursday) Meeting time: 12:20 pm In front of Open Factory, Factory Complex	1:00 pm – 4:00 pm	Crafts common practical examination (Bring a set of tools needed for color and pencil sketching.)
		February 13 (Friday) Meeting time: 9:30 am In front of Open Factory, Factory Complex	10:00 am – 5:00 pm	Submitting a portfolio (in A4 paper size, contained in a file with no more than 20 pockets. Clearly indicate the research field you are applying for and your examinee number only.) Submit to: Ceramics Studio
				Submitting works (up to three pieces of works created within the past two years) Submit to: Ceramics Studio
				Practical examination (Bring a set of tools needed for pencil sketching.)
				Written examination (specialized knowledge in ceramics)

Department	Research field	Date and time		Content and method of examination
Crafts	Ceramics	February 14 (Saturday) Meeting time: 9:45 am (Overglaze painting room)	10:00 am – 5:00 pm	Interview
	Textile Arts	February 12 (Thursday) Meeting time: 12:20 pm In front of Open Factory, Factory Complex	1:00 pm – 4:00 pm	Crafts common practical examination (Bring a set of tools needed for color and pencil sketching.)
		February 13 (Friday) Meeting time: 9:30 am In front of Open Factory, Factory Complex	10:00 am – 4:00 pm	Submitting a portfolio (in A4 paper size, contained in a file with no more than 20 pockets. Clearly indicate the research field you are applying for and your examinee number only.) Submit to: Textile Arts Studio Written examination (specialized knowledge in textile arts) Practical examination (A notice specifying the necessary tools, etc. will be provided on the preceding day.)
		February 14 (Saturday) Meeting time to be indicated on the preceding day (Textile Arts workshop)	10:00 am – 4:00 pm	Interview examination and submitting works (Bring your own works, set them up yourself in a space consisting of a 3 × 3 m wall surface and the adjoining 3 × 3 m floor surface, and sit for an interview.) Submit to: Textile Arts Studio Returned: At the end of the interview
	Material Art (Woodworking)	February 12 (Thursday) Meeting time: 12:20 pm Ueno Campus In front of Open Factory, Factory Complex	1:00 pm – 4:00 pm	Crafts common practical examination (Bring a set of tools needed for color and pencil sketching.)
		February 13 (Friday) Meeting time: 9:30 am Toride Campus (Woodworking Studio)	10:00 am – 5:00 pm	Submitting a portfolio (in A4 paper size, contained in a file with no more than 20 pockets. Clearly indicate the research field you are applying for and your examinee number only.) Submit to: Woodworking Studio, Toride Campus Written examination (specialized knowledge in woodworking) Practical examination (A notice specifying the necessary tools, etc. will be provided on the preceding day.)
		February 14 (Saturday) Meeting time to be indicated on the preceding day Toride Campus (Woodworking Studio)	10:00 am – 4:00 pm	Submitting works (Submit up to five pieces of your own works.) Submit to: Woodworking Studio, Toride Campus (see p. 18)
				Interview
	Material Art (Glass)	February 12 (Thursday) Meeting time: 12:20 pm Ueno Campus In front of Open Factory, Factory Complex	1:00 pm – 4:00 pm	Crafts common practical examination (Bring a set of tools needed for color and pencil sketching.)

Department	Research field	Date and time		Content and method of examination
Crafts	Material Art (Glass)	February 13 (Friday) Meeting time: 9:30 am Toride Campus Glass Workshop	10:00 am – 4:00 pm	Submitting a portfolio (in A4 paper size, contained in a file with no more than 20 pockets. Clearly indicate the research field you are applying for and your examinee number only.) Submit to: Glass Studio, Toride Campus
				Practical examination (Bring a set of tools needed for color and pencil sketching.)
				Written examination (specialized knowledge in glass work)
				Submitting works (Submit up to five pieces of your own works. The examinee will be given 30 minutes to set up the works by him or herself on the designated stand (1,200 × 700 mm).) Contact the Glass Studio before applying if you are unable to bring the works yourself or would prefer to send them by post. (Glass Studio: 050-5525-2578) Submit to: Glass Studio, Toride Campus (see p. 18)
		February 14 (Saturday) Meeting time to be indicated on the preceding day Toride Campus Glass Workshop	10:00 am – 4:00 pm	Interview
Design	Design	First-stage examination February 3 (Tuesday) – February 4 (Wednesday)	9:00 am – 4:00 pm	Submit a file of works and a research plan. (Submit only by post. Must arrive during the period. Those arriving before the period will be accepted only when they are sent from overseas.) Submit to: Educational Affairs Section, Faculty of Fine Arts (A) A file of works (portfolio) *A3 size, compiled into one book *See p. 18 if you would like the file to be returned (via freight-collect parcel delivery service only). (B) Research plan (Roughly 2,000 characters on A4-size paper, concerning individual research topics you plan to study in graduate school) Be sure to fill out and submit the Submitted Work, Essay, Portfolio, etc. Form (For Submission and For Attachment) for each of (A) and (B) above.
		Second-stage examinations February 16 (Monday) Meeting time: 9:30 am Reception, 3F, Factory Complex	10:00 am – 12:00 noon	(C) Submitting works (Submit three to five pieces of works created within the past two years. The applicant will be disqualified if the works are deemed not to be his or her own works.) * To be submitted only by applicants who have passed the first-stage examination (See p. 33 concerning announcement of successful applicants.) * You are responsible for preparing any equipment and materials needed to submit the works yourself. External communication connections to personal computers or mobile phones, via the Internet or other means, are not permitted when submitting works. If you are submitting Internet-based works, you must prepare data for submission that are available offline. * For works for which it would be difficult to bring the actual piece, submitting a panel display is acceptable. * Submit works entirely placed or propped up within the designated space. Works may not be attached or hung on the wall. * Contact the Joint Design Studio in advance if you are submitting large works or others that present unusual requirements.
			1:00 pm – 4:00 pm	Presentation and interview examination
			5:00 pm – 7:00 pm	Carrying out works

Department	Research field	Date and time		Content and method of examination
Inter Media Art	Inter Media Art	First-stage examination January 12 (Monday, holiday) – 4:00 pm, January 15 (Thursday) (Japan time; must arrive during this period.) Submit to: Joint Faculty Advisors' Office, Inter Media Art, Toride Campus, Tokyo University of the Arts 5000 Omonma, Toride, Ibaraki Prefecture 302-0001 (Send by registered mail with "MFA Portfolio Enclosed" written in red on the envelope. Do not submit in person.) If sending from overseas, use a reliable delivery method such as DHL or EMS.		1. Submitting a portfolio <ul style="list-style-type: none"> • Submit an A4-size portfolio of up to 60 pages in PDF format. Be sure to include your career history, activity history, and reasons for applying. Be sure to enter your name, desired research area, and reasons for choosing the research area on the first page. • File format: PDF; maximum file size: 100 MB • Use the filename "Examinee no. ____: 2026 Inter Media Art MFA Entrance Exam Portfolio" (enter your examinee number in the space). 2. Submitting reference materials <ul style="list-style-type: none"> • Optionally, the applicant may submit no more than one of the following types of reference materials to supplement the portfolio. Use the filename "Examinee no. ____: 2026 Inter Media Art MFA Entrance Exam Reference Material" (enter your examinee number in the space). ① A video file up to three minutes long. File format: MOV or MP4. Resolution: 1280 × 720 (max.) Maximum file size: 300 MB ② An audio file up to three minutes long. File format: AIFF or WAV, stereo (no more than two channels). Maximum file size: 300 MB ③ A collection of photographs, in slideshow format in a video up to three minutes long. File format: MOV or MP4. Resolution: 1280 × 720 (max.) Maximum file size: 300 MB ④ Up to 40 pages of printed materials scanned from a book, essay (offprint*), or report. File format: PDF. Maximum file size: 100 MB * Academic journals typically contain essays contributed by multiple authors combined into a single publication. An offprint refers to a copy of the applicant's essay only, extracted from a journal for ease of reading. 3. How to submit Prepare digital files of the materials to submit under 1 and 2 above, save them to a USB memory device or SD card, and send by post to the Joint Faculty Advisors' Office, Inter Media Art, Toride Campus. Enclose the Submitted Work, Essay, Portfolio, etc. Form (For Submission/For Attachment) in the envelope used to submit the above. 4. Note No special consideration will be given for losses attributable to reasons such as incomplete files or corrupted files. Note that submitted reference materials will not be returned. Files must be readable and playable in Mac OS 10.12 and later.
		Second-stage examination February 10 (Tuesday) [Meeting time:] 10:00 am Media Classes, Toride Campus	11:00 am – 1:00 pm	Short essay
		Third-stage examination February 14 (Saturday) or February 15 (Sunday) Media Classes, Toride Campus		Interview * Interview examination will be conducted on one of the following days: February 14 (Saturday) or February 15 (Sunday). Details will be announced at the time of announcement of successful applicants in the second-stage examination (see p. 33).

Department	Research field	Date and time		Content and method of examination
Aesthetics and Art History	Aesthetics	January 4 (Sunday) – January 8 (Thursday) * Applicants who wish to submit the essays in person must do so on weekdays.	9:00 am – 4:00 pm	<p>Essay submission: Submit ① a copy of an essay and abstract printed and bound into one volume and ② a PDF file of the essay and abstract. Send ① by post to the address below. In principle, essays and abstracts submitted will not be returned. If you wish to have your essay and abstract returned, enclose a return envelope (with postage affixed and a return address indicated). Instructions on how to send ② will be sent during December to the email address registered at the time of application. Contact the Educational Affairs Section, Faculty of Fine Arts (see p. 8) if you do not receive these instructions.</p> <p>Submit to: Educational Affairs Section, Faculty of Fine Arts</p> <p>Submit an essay (such as a graduation thesis) within your desired research field (Aesthetics, Japanese and Asian Art History, Western Art History, History of Crafts). (If sending by post, send this essay separately from the application form.)</p> <p>Send by registered mail with “Aesthetics and Art History Graduation Thesis Enclosed” written in red on the envelope. (* Must be postmarked by the submission deadline.)</p> <p>Educational Affairs Section, Faculty of Fine Arts, Tokyo University of the Arts 12-8 Ueno Koen, Taito-ku, Tokyo 110-8714</p> <p>* Attach to the essay a Japanese abstract of approximately 2,000 characters in length.</p> <p>* In principle, essays must be submitted in Japanese. However, certain research fields may accept essays written in other languages. We encourage you to inquire via the Educational Affairs Section of the Faculty of Fine Arts before the start of the Internet application registration period to determine the Department will accept an essay in your desired language.</p> <p>(Applicants expecting to graduate in March 2026 from the Department of Aesthetics and Art History of Tokyo University of the Arts cannot submit this essay and abstract. This is because the graduation thesis and abstract will be examined as part of the screening.)</p>
	Japanese and Asian Art History			
	Western Art History	February 14 (Saturday) (Meeting time: 9:30 am Main Building main entrance lobby)	10:00 am – 12:00 noon	<p>Written examination with questions asked and answered in Japanese (foreign language ability; all examinees will be lent identical dictionaries at the examination location; dictionaries provided are English-Japanese, German-Japanese, French-Japanese, Italian-Japanese, and Chinese-Japanese for the examinations in English, German, French, Italian, and classical Japanese and Asian languages (Japanese and Chinese classics), respectively; only pencils and mechanical pencils are allowed to be used.)</p> <p>◆ Applicants to the research fields of Aesthetics and Western Art History: (Take examinations in two languages chosen from the following: English, German, French, and Italian.)</p> <p>◆ Applicants to the research field of Japanese and Asian Art History: (Take an examination in one language chosen from English, German, French, and Italian as well as the examination in classical Japanese and Asian languages (Japanese and Chinese classics). However, applicants desiring to study modern art history in the research field of Japanese and Asian Art History should take examinations in two languages chosen from the following: English, German, French, Italian, and classical Japanese and Asian languages (Japanese and Chinese classics).)</p> <p>◆ Applicants to the research field of History of Crafts: (Applicants desiring to study Western craft history should take examinations in two languages chosen from the following: English, German, French, and Italian. Applicants desiring to study Japanese and Asian craft history should take an examination in one language chosen from English, German, French, and Italian as well as an examination in classical Japanese and Asian languages (Japanese and Chinese classics).)</p>
	History of Crafts		1:15 pm – 5:05 pm	<p>Written examination with questions asked and answered in Japanese (specialized knowledge; take examinations in two subjects chosen from the three subjects of Aesthetics, Japanese and Asian Art History, and Western Art History; the examination in each subject takes 60 minutes; only pencils and mechanical pencils are allowed to be used.)</p> <p>(Be sure to include your desired research field among your chosen subjects. Applicants to the research field of History of Crafts must include the subject of Western art history if desiring to study Western craft history and the subject of Japanese and Asian art history if desiring to study Japanese and Asian craft history.)</p>

Department	Research field	Date and time		Content and method of examination
Aesthetics and Art History	Aesthetics			
	Japanese and Asian Art History	February 16 (Monday) Meeting time and place to be indicated on February 14 (Saturday)	10:00 am –	Oral examination in Japanese
	Western Art History			
	History of Crafts			
	Art Education	February 12 (Thursday) Meeting time: 10:00 am Main Building main entrance lobby	10:30 am – 12:00 noon	Written examination (1): English (May bring a dictionary; however, electronic dictionaries are not permitted.)
			1:00 pm – 2:30 pm	Written examination (2): Short essay on practical skill
			3:00 pm – 4:30 pm	Written examination (3): Short essay on theory
		February 13 (Friday) Meeting time: 9:30 am Main Building main entrance lobby	10:00 am – 4:00 pm	Practical examination Bring drawing materials. Paper, pasteboard, and easels will be provided by the University.
		February 14 (Saturday) Meeting time: 11:00 am Main Building main entrance lobby	11:00 am – 3:00 pm	Submit the following: ① Three to five pieces of practical works (Works must have been created within the past year.) All works brought must be submitted so that they will fit in a space 3 m wide by 2 m deep and 2 m high. Video materials must not exceed five minutes in length. (No need to bring monitors, players, etc. Contact the University regarding other media.) ② One portfolio Submit to: Instructions to be provided by the Art Education Studio
		February 15 (Sunday) Meeting time and place to be indicated on February 14 (Saturday)	10:00 am –	Interview
	Art Anatomy	February 10 (Tuesday) Meeting time: 9:30 am Main Building main entrance lobby	10:00 am – 12:00 noon	Written examination (English) (May bring a dictionary; however, electronic dictionaries are not permitted.)
			1:00 pm – 3:00 pm	Written examination (short essay)
		February 11 (Wednesday) Meeting time: 10:00 am Main Building main entrance lobby	10:30 am – 12:30 pm	Interview
			1:30 pm – 4:30 pm	Testing in power of observation (pencil drawing) While the University will provide paper, drawing boards, and easels, bring your own pencils.

Note: Ideally, each applicant to the department of Conservation should receive an explanation at his or her desired studio in advance.

Japanese Painting (Conservation) Studio: 050-5525-2276

Oil Painting (Conservation) Studio: 050-5525-2278

Crafts (Conservation) Studio: 050-5525-2281

Sculpture (Conservation) Studio: 050-5525-2279

Department	Research field	Date and time		Content and method of examination
Conservation	Conservation (Japanese Painting Oil Painting Sculpture Crafts)	February 10 (Tuesday)	1:00 pm – 3:00 pm	<p>(1) Submitting a work (one recent piece in your desired specialization; graduation work not acceptable) Submit to: To be posted on campus on the date</p> <p>When submitting a work, affix the Submitted Work, Essay, Portfolio, etc. Form [For Attachment] to the work and submit the Submitted Work, Essay, Portfolio, etc. Form [For Submission] to the designated office. The works submitted will be returned on February 13 (Friday) after the end of interviews.</p> <p>◆ Painting (Japanese Painting, Oil Painting): Work (size no. 30; must be a work created within the past year and not yet publicly displayed) and reference materials</p> <p>◆ Sculpture: Work (of a size capable of being transported by one person) and reference materials</p> <p>◆ Crafts: Work (of a size capable of being transported by one person) and reference materials</p> <p>(2) Submitting a short essay Submit to: To be posted on campus on the date</p> <p>The subject of the short essay will be sent during the morning of February 5 (Thursday) from the studio's email address to the email address you registered when applying. If you do not receive the email, contact the Educational Affairs Section of the Faculty of Fine Arts by 4:00 pm on the above date. Submit your answer printed single-sided on A4-size plain paper (no more than one page).</p>
		February 11 (Wednesday) Meeting time: 9:30 am Main Building main entrance lobby	10:00 am – 4:00 pm	Practical examination (pencil drawing)
		February 12 (Thursday) Meeting time: 9:00 am Main Building main entrance lobby	9:30 am – 11:00 am	Written examination Examination on desired specialization
		February 13 (Friday) Meeting times to be indicated on February 12 Main Building main entrance lobby		Interview

9. Entrance Examination Locations (Faculty of Fine Arts, Tokyo University of the Arts)

Ueno Campus (12-8 Ueno Koen, Taito-ku, Tokyo)

- About 10 minutes' walk from JR Ueno Station (Park Exit) or Uguisudani Station
- About 15 minutes' walk from Ueno Station on the Tokyo Metro Ginza and Hibiya Lines; about 10 minutes' walk from Nezu Station on the Tokyo Metro Chiyoda Line

Toride Campus (5000 Omonma, Toride, Ibaraki Prefecture)

- About 15 minutes' ride on the Otone Kotsu Bus from the East Exit of JR Toride Station. Get off at the Tokyo Geijutsu Daigaku bus stop right in front of the campus, or get off at the Tokyo Geidaimae bus stop and then walk for about 10 minutes.

* See p. 38.

10. Scoring and Evaluation Criteria

Department	Research field	Scoring and evaluation criteria
Painting	Japanese Painting	Knowledge, technique, and expressive abilities in the field of specialization will be evaluated based on documents, portfolios, and works submitted, practical examinations, and interviews.
	Oil Painting, Mural Painting, Oil Painting Technique and Material	Knowledge, technique, and expressive abilities in the field of specialization will be evaluated based on documents, drawing files, portfolios, and works submitted, practical examinations, and interviews.
	Printmaking	Knowledge, technique, and expressive abilities in the field of specialization will be evaluated based on documents, works, and materials indicating research intentions submitted, practical examinations, and interviews.
Sculpture	Sculpture	Knowledge, technique, and expressive abilities in the field of specialization will be evaluated based on documents, portfolios, and works submitted and interviews.
Crafts	Metal Carving, Metal Hammering, Metal Casting, Urushi-Art (Japanese Lacquer), Ceramics, Textile Arts, Material Art	Knowledge, technique, and expressive abilities in the field of specialization will be evaluated based on documents, portfolios, and works submitted, written examinations, practical examinations, and interviews.
Design	Design	Knowledge, technique, and expressive abilities in the field of specialization will be evaluated based on documents, portfolios, works, and research plans submitted, presentations, and interviews.
Architecture	Architectural Design, Environmental Design, Structural Design, Architectural Theory	Knowledge, technique, and expressive abilities in the field of specialization will be evaluated based on documents, portfolios, and short essays submitted, written examinations, interviews, and practical examinations (including Q&A sessions).
Inter Media Art	Inter Media Art	Knowledge, technique, and expressive abilities in the field of specialization will be evaluated based on documents and portfolios (including reference materials) submitted, short essay examinations, and interviews.
Aesthetics and Art History	Aesthetics, Japanese and Asian Art History, Western Art History, History of Crafts	Knowledge, logical thinking ability, and research ability in the field of specialization will be evaluated based on documents and essays (including abstracts) submitted, written examinations (on language ability and specialized knowledge), and oral examinations.
	Art Education	Knowledge, technique, and expressive abilities in the field of specialization will be evaluated based on documents and works (including portfolios) submitted, written examinations, practical examinations, and interviews.
	Art Anatomy	Knowledge, technique, and expressive abilities in the field of specialization will be evaluated based on documents submitted, written examinations, testing in power of observation, and interviews.
Conservation	Conservation	Knowledge, technique, expressive abilities, and enthusiasm for study in the field of specialization will be evaluated based on documents, works (including portfolios), and short essays submitted, practical examinations, written examinations, and interviews.
	Conservation Science	Knowledge, technique, logical thinking ability, and enthusiasm for study in the field of specialization will be evaluated based on documents and short essays submitted, written examinations, interviews, and oral examinations.
	Preventive Conservation	Knowledge, technique, logical thinking ability, and enthusiasm for study in the field of specialization will be evaluated based on documents and short essays submitted, written examinations, interviews, and oral examinations.

11. Pass/Fail Judgment Criteria

Department	Research field	Pass/fail judgment criteria
Painting	Japanese Painting	Applicants with the highest score will be accepted, in order, among those who satisfy the criteria through comprehensive evaluation of the materials submitted, practical examinations, and interviews.
	Oil Painting, Print-making, Mural Painting, Oil Painting Technique and Material	Applicants with the highest score will be accepted, in order, among those who satisfy the criteria through comprehensive evaluation of the materials submitted, practical examinations, and interviews.
Sculpture	Sculpture	Applicants with the highest score will be accepted, in order, among those who satisfy the criteria through comprehensive evaluation of the materials submitted and interviews.
Crafts	Metal Carving, Metal Hammering, Metal Casting, Urushi-Art (Japanese Lacquer), Ceramics, Textile Arts, Material Art	Applicants with the highest score will be accepted, in order, among those who satisfy the criteria through comprehensive evaluation of the documents, portfolios, and works submitted, written examinations, practical examinations, and interviews.
Design	Design	Applicants with the highest score will be accepted, in order, among those who satisfy the criteria through comprehensive evaluation of the materials submitted, presentations, and interviews.
Architecture	Architectural Design, Environmental Design, Structural Design, Architectural Theory	Applicants with the highest score will be accepted, in order, among those who satisfy the criteria through comprehensive evaluation of the documents, portfolios, and short essays submitted, written examinations, interviews, and practical examinations (including Q&A sessions).
Inter Media Art	Inter Media Art	Applicants with the highest score will be accepted, in order, among those who satisfy the criteria through comprehensive evaluation of the materials submitted, short essay examinations, and interviews.
Aesthetics and Art History	Aesthetics, Japanese and Asian Art History, Western Art History, History of Crafts	Applicants with the highest score will be accepted, in order, among those who satisfy the criteria through comprehensive evaluation of the materials submitted, written examinations (on language ability and specialized knowledge), and oral examinations.
	Art Education	Applicants with the highest score will be accepted, in order, among those who satisfy the criteria through comprehensive evaluation of the materials submitted, written examinations, practical examinations, and interviews.
	Art Anatomy	Applicants with the highest score will be accepted, in order, among those who satisfy the criteria through comprehensive evaluation of the materials submitted, written examinations, testing in power of observation, and interviews.
Conservation	Conservation	Applicants with the highest score will be accepted, in order, among those who satisfy the criteria through comprehensive evaluation of the documents and works (including portfolios) submitted, practical examinations, short essays, written examinations, and interviews.
	Conservation Science	Applicants with the highest score will be accepted, in order, among those who satisfy the criteria through comprehensive evaluation of the materials submitted, written and other examinations, interviews, and oral examinations.
	Preventive Conservation	Applicants with the highest score will be accepted, in order, among those who satisfy the criteria through comprehensive evaluation of the materials submitted, written and other examinations, interviews, and oral examinations.

12. Announcement of Successful Applicants

○ Announcement of successful applicants in first-stage examinations (for the departments of Japanese Painting, Design, and Inter Media Art only)

Examinee numbers of successful applicants and other information will be posted on the University website (<https://admissions.geidai.ac.jp/>) as outlined below.

Period 2 screening (Japanese Painting, Department of Painting)	1:00 pm on February 5 (Thursday), 2026
Period 2 screening (Department of Design)	1:00 pm on February 10 (Tuesday), 2026
Period 2 screening (Department of Inter Media Art)	1:00 pm on February 5 (Thursday), 2026

* Be sure to check whether or not you have passed the examinations, because information on the second-stage examinations may be posted at the same time.

* Applicants who fail to pass the first-stage examinations are ineligible to take the second-stage and later examinations.

○ Announcement of successful applicants in second-stage examinations (for the department of Inter Media Art only)

Examinee numbers of successful applicants and other information will be posted on the University website (<https://admissions.geidai.ac.jp/>) as outlined below.

Period 2 screening (Department of Inter Media Art)	1:00 pm on February 12 (Thursday), 2026
---	---

* Be sure to check whether or not you have passed the examinations, because information on the third-stage examinations may be posted at the same time.

* Applicants who fail to pass the second-stage examinations are ineligible to take the third-stage and later examinations.

○ Announcement of final successful applicants

Examinee numbers of successful applicants and other information will be posted on the University website (<https://admissions.geidai.ac.jp/>) as outlined below.

Period 1 screening (Departments of Architecture, Conservation [Conservation-Buildings and Districts, Conservation Science, Preventive Conservation])	10:00 am on September 29 (Monday), 2025 (Admission procedures documents will be sent to successful applicants around February 21, 2026.)
Period 2 screening (All departments not included in Period 1 screening)	10:00 am on February 20 (Friday), 2026 (Admission procedures documents will be sent to successful applicants around February 21, 2026.)

[Notes on announcement of successful applicants]

1. No inquiries will be accepted by telephone.
2. Note that due to heavy traffic, it may be difficult to access the University website around the time the results are announced. If this happens, try again later.

13. Admission Procedures

(1) Period for completing admission procedures

Accepted by post only

Must arrive by March 6 (Friday), 2026.

Applicants who fail to complete admission procedures during the above period will be considered to have declined the admission.

(2) Payment of enrollment fee, etc.

- Pay fees using the remittance forms distributed after the announcement of successful applicants.

Type	Amount	Remarks
Enrollment fee ^{*1}	338,400 yen	Planned amount (Not required from Japanese-government-funded international students)
Student welfare and guidance support fee	10,000 yen	
Mori-no-kai (alumni association) membership fee	40,000 yen	Payable by students who have graduated from other universities and students who have graduated from the University but have yet to pay the Mori-no-kai membership fee. Includes membership fee and 10 years' dues. International students are exempt.
Student casualty insurance premium	1,750 yen	Two years' premium
Student casualty insurance additional liability insurance premium	680 yen	Two years' premium
Tokyo University of the Arts Campus Facility Management Association dues ^{*2}	50,000 yen	

*1: The enrollment fee will not be returned after completion of admission procedures, even if the student withdraws on or before March 31, 2026.

*2: Tokyo University of the Arts Campus Facility Management Association — organized to provide funding for facility management contributing to the enhancement of the campus environment. If you agree with a purpose, please apply for membership. Please pay it at the time of admission. The membership is effective until you finish your master's course.

Payment of tuition is required after admission.

**Amounts: first semester 321,480 yen, second semester 321,480 yen (full year 642,960 yen)
[planned amounts]**

* Not required from Japanese-government-funded international students

- ① Any change in tuition during your time as an enrolled student will enter into effect at the time of the change.
- ② In principle, tuition must be paid by direct debit from a bank account.
Following the instructions provided for admission procedures, register a bank account for direct debiting of tuition.
- ③ Planned dates of direct debiting in the 2026 academic year are in late May for the first semester and in late November for the second semester.

(3) Teaching materials expenses

Following admission, in addition to the tuition and fees above, students are required to pay teaching materials expenses. Each studio will inform students of payment procedures and other specifics.

Department, research field	Amount	Breakdown of teaching materials expenses
Painting (Oil Painting, Printmaking, Mural Painting, Oil Painting Technique and Material)	60,000 yen	Entire amount paid after admission
Crafts (Glass)	50,000 yen	Instructions to be provided by Studio after admission
Design	70,000 yen	Entire amount paid after admission
Architecture	60,000 yen	Entire amount paid after admission
Inter Media Art	130,000 yen	Entire amount paid after admission
Global Art Practice	300,000 yen	Instructions to be provided by Studio after admission

* The amounts shown above are for the student's time in the MFA Course, not annual amounts.

(4) Other

Procedures to acquire visa status

- ① Visa application
 - The applicant is responsible for applying for a visa for Japan apart from the admission procedures.
 - While you may come to Japan on a short-term stay visa to take entrance examinations, once your enrollment has been decided, you must obtain a student visa before enrolling.
- ② Visa change procedures after arriving in Japan on a short-term stay visa
 - You cannot change your visa type in Japan after arriving on a short-term stay visa.
 - You must return to your home country to apply for a Certificate of Eligibility (COE). Once you are issued a COE, obtain a student visa at the Japanese embassy or consulate in your home country.

- ③ COE proxy application
 - Final successful applicants who would like the Tokyo University of the Arts to apply for a COE by proxy should submit the designated documents in admission procedures.
- ④ Scope of responsibility
 - The Ministry of Justice reviews residence status, and the decision on whether to issue a visa is made by the Japanese embassy or consulate in the applicant's home country. The University is not liable for rejected visa applications.
- ⑤ Notes
 - You cannot apply for multiple COEs (for example, if you apply at another university or already possess a valid COE). A COE will not be issued if you submit multiple applications. Ask other institutions to cancel any prior application.
 - It takes one to three months to issue a COE.

14. Exemption/Deferral of Enrollment Fee/Tuition

The University offers a program to exempt/defer the enrollment fee and tuition. To benefit from this program, check the following application conditions, then complete the designated procedures **before paying your enrollment fee or tuition.**

(Note that you cannot apply for exemption or deferral after you make your payment. Also, since exemption from the enrollment fee will not necessarily be granted even when the conditions for application are met and since not all applications for exemption from tuition are approved, applicants should prepare in advance to pay both the enrollment fee and tuition.)

The conditions for applying for exemption/deferral are described below.

(1) Exemption from enrollment fee

- ① Cases in which it would be difficult, for economic reasons, for an applicant recognized as a student of high scholastic standing to pay the enrollment fee
- ② Cases in which it is recognized that it would be difficult for the applicant to pay the enrollment fee due to conditions arising within one year prior to admission, such as the death of the primary income earner in his or her household or economic hardships imposed on the primary income earner or the applicant due to a natural disaster
- ③ Cases equivalent to those described under ① above which are determined by the President of the University as qualifying for exemption

(2) Deferral of enrollment fee

- ① Cases in which it would be difficult, for economic reasons, for an applicant recognized as a student of high scholastic standing to pay the enrollment fee by the payment deadline
- ② Cases in which it is recognized that it would be difficult for the applicant to pay the enrollment fee by the payment deadline due to conditions arising within one year prior to admission, such as the death of the primary income earner in his or her household or economic hardships imposed on the primary income earner or the applicant due to a natural disaster
- ③ Other cases as deemed unavoidable

(3) Exemption from tuition

- ① Cases in which it would be difficult, for economic reasons, for an applicant recognized as a student of high scholastic standing to pay tuition
- ② Cases in which it is recognized that it would be difficult for the applicant to pay tuition due to conditions arising within the year prior to the payment deadline, such as the death of the primary income earner in his or her household or economic hardships imposed on the primary income earner or applicant due to a natural disaster

(4) Deferral of tuition

- ① Cases in which it would be difficult, for economic reasons, for an applicant recognized as a student of high scholastic standing to pay tuition by the payment deadline
- ② Cases in which it is recognized that it would be difficult for the applicant to pay tuition by the payment deadline due to conditions arising within one year prior to the payment deadline, such as the death of the primary income earner in his or her household or economic hardships imposed on the primary income earner or the applicant due to a natural disaster
- ③ Other cases as deemed unavoidable

15. About the Study Support Scholarship (Benefit Type)

This scholarship program pays benefits of 50,000 yen per semester (100,000 yen per year; repayment not required) to students who would find it difficult to pay the tuition fees for financial reasons but are not eligible for exemption from the above tuition fees because they do not meet the standards for recognition of high scholastic standing.

Applicants who wish to apply for this scholarship must complete the specified procedures at the same time they apply for exemption from tuition fees described above.

16. About the Master's Course Pre-eligibility System for Waiver of Repayment for Particularly Outstanding Performance

Under this system, students wishing to apply for Japan Student Services Organization (JASSO) class-I (interest-free) student loans after entering the Master's Course or a similar graduate program may, within the recommendation framework specified by JASSO, attain pre-eligibility in advance for a waiver of repayment for particularly outstanding performance, which normally is decided upon the end of the lending period. Complete the application procedures with the graduate school you plan to attend in the year before you will begin attendance (around late December).

If you wish to apply for this system, check the application guidelines on the University website below and complete the necessary procedures.

https://www.geidai.ac.jp/life/scholarship/jasso_scholarship#044

17. Disclosure of Information on Entrance Examinations

Application methods and other information are described below.

1. How to apply

Make a request on the Internet application site. Pay 500 yen as the required fee for disclosure of results together with the screening fee.

*Note that requests for disclosure of results will not be accepted by post or after completing the Internet application. Be sure to request disclosure of results when applying if you would like them to be disclosed.

2. When to apply

Period I screening entrance examinations:

10:00 am, July 25 (Friday) – 11:59 pm, August 1 (Friday), 2025 (during the Internet application period)

Period II screening entrance examinations:

10:00 am, November 14 (Friday) – 11:59 pm, November 21 (Friday), 2025 (during the Internet application period)

3. Information released

(1) Only the individual's results of the entrance examinations for the relevant academic year (2026) will be released.

(2) Individual results will be released in the form of scores or grades. Rankings of examinees will not be released.

4. Disclosure method

Disclosed on My Page on the Internet application site. Be sure to make a note of the email address and password registered when you applied. You will need them to log in to My Page. If you forget your password, you will be able to reset it only using the email address registered when you applied.

5. Disclosure period

May 15 (Friday) – June 14 (Sunday), 2026

* Information will not be accessible outside the disclosure period.

18. Handling of Personal Information

Under the Act on the Protection of Personal Information (“Personal Information Protection Act” hereinafter), the University will use personal information obtained during the process of selecting students for tasks related to the selection process and for other purposes, as described below.

1. Purposes of use

- (1) Personal information concerning admitted students such as names and addresses will be used for tasks related to admission procedures.
- (2) Personal information such as names and addresses concerning persons who have completed admission procedures will be used following matriculation for tasks related to their studies, including management of student records and tasks related to health, such as medical examinations.
- (3) Personal information such as names and addresses concerning persons who have completed admission procedures will be used for tasks related to management of payments, such as collection of enrollment fees and tuitions.
- (4) Personal information such as applicant assessments made during the selection process will be used for tasks related to support for studies, including waivers of enrollment fees and tuitions in the first year and selection of students for scholarships.
- (5) Personal information such as applicant assessments made during the selection process will be used for tasks related to statistical processing, provision of information to prospective students, and surveys and research related to the selection process. In such cases, the personal information will be used in ways that render it impossible to identify individuals.

2. Provision of personal information to third parties

Apart from the cases set forth in Article 69 of the Personal Information Protection Act, personal information obtained by the University will not be used for other purposes or provided to third parties without the permission of the applicants themselves.

However, the minimum required information may be provided in the following cases:

- (1) Tasks involving the handling of personal information described in 1. (1) – (5) above may be entrusted to an external third party after concluding a contract with the third party concerning appropriate handling of personal information.
- (2) To facilitate operations related to acceptance decisions and additional acceptance decisions through the separate installment system in which national and public universities offer two opportunities to take entrance examinations, personal information related to matters such as acceptance and admission procedures (limited to names and examinee nos. for the Common Test for University Admissions) may be provided to the National Center for University Entrance Examinations and any other national and public universities to which the applicant has applied.
- (3) Provision of information to parties outside the University in cases in which this would be in the interests of the person concerned
 - ① Musical Education Promotion Association (parents’ association for the Faculty of Music supporting faculty education and research and student extracurricular activities)
 - ② Mori-no-kai (alumni association of the Faculty of Fine Arts)
 - ③ Dosei-kai (alumni association of the Faculty of Music)
 - ④ Tokyo University of the Arts Cooperative Association
 - ⑤ Tokyo University of the Arts Campus Environmental Improvement Support Committee (organization intended to support activities such as improvements in University facilities to enhance the University’s campus environment)

University Campuses

Ueno Campus

12-8 Ueno Koen, Taito-ku, Tokyo 110-8714

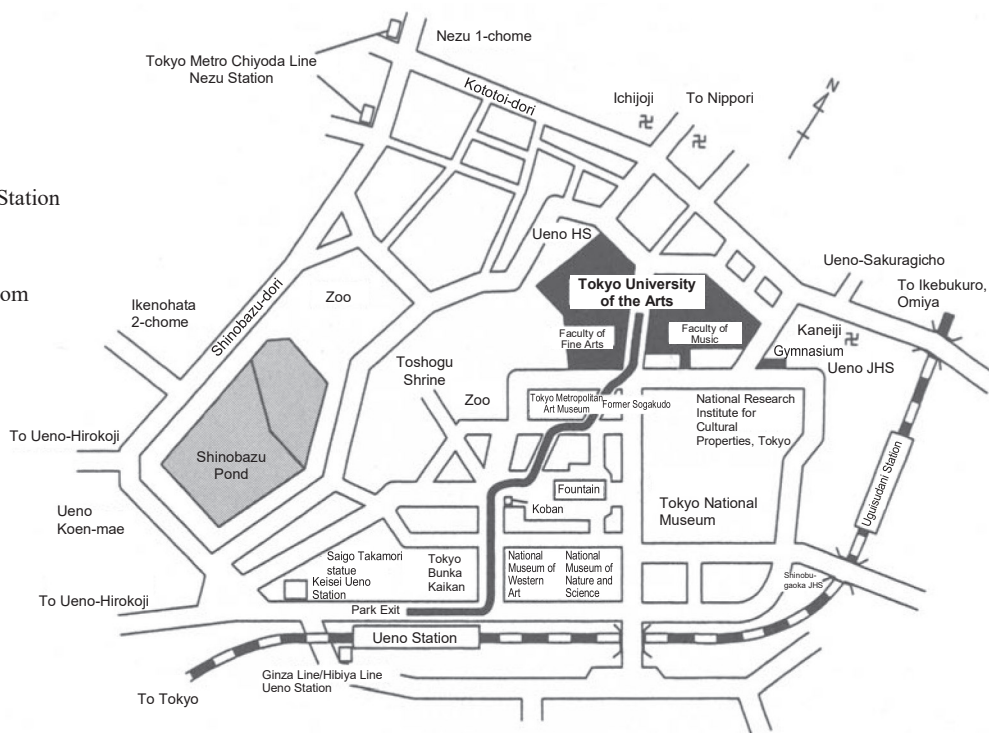
[Transportation]

JR line:

About 10 minutes' walk from either Ueno Station (Park exit) or Uguisudani Station

Tokyo Metro:

About 15 minutes' walk from Ueno Station on the Ginza and Hibiya lines
About 10 minutes' walk from Nezu Station on the Chiyoda line



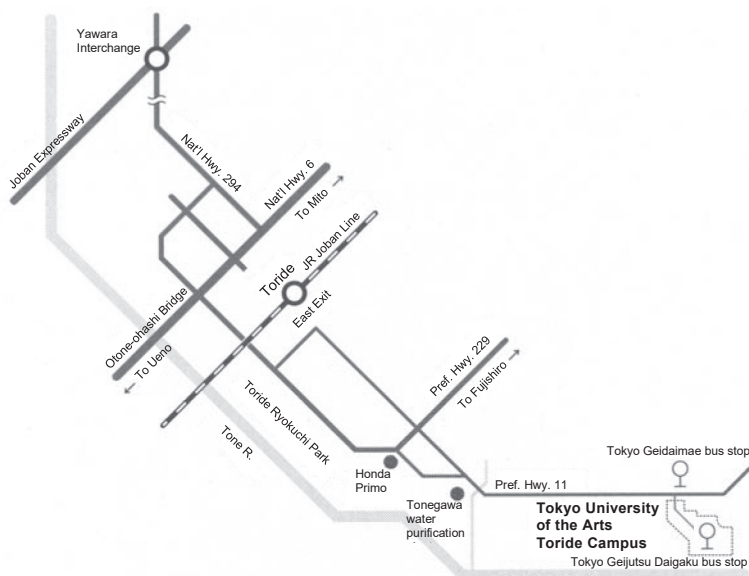
Toride Campus

5000 Omonma, Toride, Ibaraki Prefecture 302-0001

[Transportation]

JR line:

In front of the Tokyo Geijutsu Daigaku bus stop, or 10 minutes' walk from Tokyo Geidaimae bus stop, after about 15 minutes' ride on the Otone Kotsu Bus from the East Exit of Toride Station (40 minutes from Ueno Station on the JR Joban Line)



Address any inquiries on entrance examinations to:

**Educational Affairs Section, Faculty of Fine Arts,
Tokyo University of the Arts
12-8 Ueno Koen, Taito-ku, Tokyo 110-8714
Email: bijutsu.kyomu@ml.geidai.ac.jp
Tel: 050-5525-2122**

For Attachment

Submitted Work, Essay, Portfolio, etc. Form

- Notes: 1. Attach this form to the cover sheets for works or other materials submitted. (Use glue or other means.)
 2. Attach this form to each work, essay, etc. submitted. (If you need more forms, make photocopies of this one.)
 3. Works and other materials that pose problems with respect to safety, health, or sanitation will not be accepted.
 4. The Certification section must be filled out only for applicants to the department of Design and the research field of Art Education (not required from current Tokyo University of the Arts students).

Research field for which the application is being submitted		Examinee no. No.	(Furigana) Name
University attended (circle in red)	Tokyo University of the Arts / Other (university: ; faculty: ; dept./major:)		
Date prepared / / (Y/M/D)	Number of items submitted	Total number of items/bound volumes:	
Title of work, essay, etc.			
Certification * If you are unable to obtain certification by a faculty advisor, obtain the certification of another third party familiar with your abilities.	I hereby certify that the above works/portfolio are the work of the applicant named above. Title of person signing certification (e.g., faculty advisor) Date: / / (Y/M/D) Name: Seal		
Method of delivery and removal of sculpture works * Fill out only if applying to the department of Sculpture.	1. Self (Consult with the Studio in advance if the work will be transported by another party.) 2. Agent (Name: Tel.:)		

* Applicants to Japanese Painting need submit only this part of the form.
 (They need not submit the bottom half [For Submission] of the form.)

Tokyo University of the Arts, Graduate School of Fine Arts

MFA Course

(Cut here.)

For Submission

Submitted Work, Essay, Portfolio, etc. Form

- Notes: 1. Do not attach this form to your works or other materials submitted. Instead, submit it to the office designated in this Guidance (individual studio or the Educational Affairs Section of the Faculty of Fine Arts). If you are sending this form by post, enclose along with your works in the same envelope.
 2. Submit this form for each work, essay, etc. submitted. (Make photocopies of this form if you need multiple forms.)
 3. Works and other materials that pose problems with respect to safety, health, or sanitation will not be accepted.

Research field for which the application is being submitted		Examinee no. No.	(Furigana) Name
University attended (circle in red)	Tokyo University of the Arts / Other (university: ; faculty: ; dept./major:)		
Number of items submitted	Total number of items/bound volumes:		
Title of work, essay, etc.			
Method of delivery and removal of sculpture works * Fill out only if applying to the department of Sculpture.	1. Self (Consult with the Studio in advance if the work will be transported by another party.) 2. Agent (Name: Tel.:)		
Return of works * Do not complete this section when submitting this form.	I hereby certify that the above works, essays, theses, and materials have been returned to me. Date (M/D): / Signature:		

Tokyo University of the Arts, Graduate School of Fine Arts

MFA Course

Complete both forms.

Statement of Reasons for Application

Furigana Name		Department for which the application is being submitted	
		Research field for which the application is being submitted	
Past research topics (or undergraduate graduation research theme):			
Your reasons for applying to the Graduate School and a brief statement of research topic(s) you wish to study after admission:			
Record of activities (only for departments of Inter Media Art and Global Art Practice):			

* Do not use more than one sheet for this form.
* Submit this form when applying.

Tokyo University of the Arts
Graduate School of Fine Arts
(MFA Course)
Guidance for Prospective Students

Published: July 2025

Tokyo University of the Arts

Contacting the Tokyo University of the Arts

○ Tokyo University of the Arts website

<https://www.geidai.ac.jp/>

○ Entrance examination information site of the University

<https://admissions.geidai.ac.jp/>

○ Internet application site of the University

<https://e-apply.jp/ds/geidai-net/>

○ Information on applicant screenings

Educational Affairs Section, Faculty of Fine Arts

Email: bijutsu.kyomu@ml.geidai.ac.jp

Tel: 050-5525-2122

Telephone inquiries will be accepted 9:00 am – 12:30 pm and 1:30 pm – 4:30 pm, Mon. – Fri. (closed Sat., Sun., holidays, the University's summer vacation, and year-end and New Year's holidays) (Japanese language only).

*** If at all possible, the applicant should make any inquiries him or herself.**

Direct any inquiries concerning how to operate the Internet application site or how to pay the screening fee to:

Career-tasu Learning/Education Support Center

Tel: 0120-202-079 (10:00 am – 6:00 pm, Mon. – Fri., closed Sat., Sun., holidays, and year-end and New Year's holidays; open 24 hours/day during the application period) (Japanese language only)

Email: cvs-web@career-tasu.co.jp (available in Japanese and English)

* The contact point above cannot respond to questions concerning entrance examinations.